



Catalogue 2025



# Types of Stainless Steel

Stainless steels are versatile materials with corrosion resistance and durability in a wide range of applications. Each alloy is briefly described below:

**Duplex (2205, 2202, 2101):** Duplex steels combine austenitic and ferritic phases to give high mechanical strength and excellent corrosion resistance, particularly in aggressive chloride environments. They are ideal for applications in the marine, petrochemical and water treatment sectors.

**DPS** uses only Duplex alloy products to provide a robust and effective solution to the problems caused by chlorides in all types of water, including high hardness and high temperatures, increasing the shelf life of the product.

**316 (Austenitic):** This stainless steel contains molybdenum, which improves its corrosion resistance compared to 304. It is often used in moderately aggressive environments such as medical equipment or chemical applications.

**444 (Ferritic):** Due to its lower nickel content, this steel has moderate corrosion resistance and is more economical than austenitic alloys. It is used for less demanding applications.

**304 (Austenitic):** Although less suitable for chloride environments, it is one of the most widely used stainless alloys and offers good general corrosion resistance. It is used in domestic and architectural applications.

Alloy	Chrome (Cr)	Nickel (Ni)	Molybdenum (Mo)	Nitrogen (N)	Manganese (Mn)
Duplex 2205	22.8%	5.5%	3%	0.17%	1.8%
Duplex 2202	22.9%	2.6%	2%	0.21%	1.3%
Duplex 2101	21.5%	1.5%	1.5%	0.22%	5%
AISI 316L	16%	10%	1.6%	0.03%	1.8%
AISI 444	18%	-	1.8%	-	0.3%
AISI 304	18%	8%	-	0.07%	1.2%

\*Typical values

**Chrome (Cr):** A key element in the corrosion resistance of stainless steels. It forms a protective oxide layer on the surface that is highly resistant to oxidising and corroding. Duplex steels have a high chromium content which improves their ability to withstand aggressive environments such as chlorinated water and high temperatures.

**Nickel (Ni):** Nickel improves ductility and corrosion resistance, particularly in acidic environments. However, duplex alloys such as 2101 reduce the nickel content to reduce costs and compensate for other elements such as nitrogen and manganese without compromising performance.

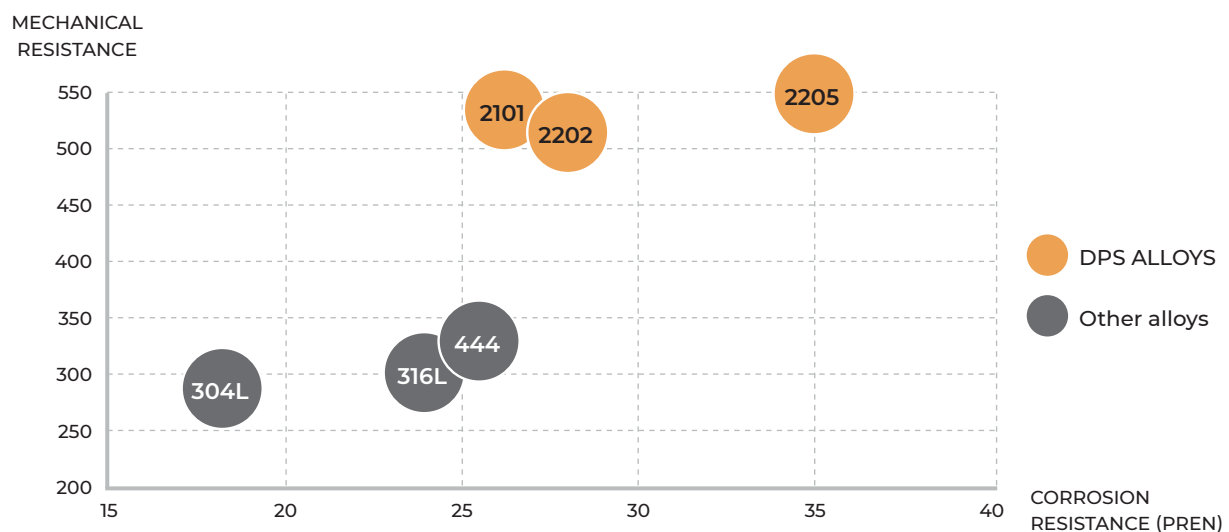
**Molybdenum (Mo):** In chloride-rich environments, molybdenum increases resistance to corrosion by pitting and crevice corrosion. Duplex steels, especially 2205, have a high molybdenum content. This makes them more suitable for critical applications in highly corrosive environments.

**Nitrogen (N):** Nitrogen is key to improving mechanical and corrosion resistance. It also stabilises the microstructure of the

steel, making duplex less likely to fail when exposed to extreme conditions.

**Manganese (Mn):** In lean duplex alloys, manganese acts as a nickel substitute. It helps to maintain mechanical strength and austenitic structure at reduced cost. It also improves the formation of nitrogen in solid solution. This further improves corrosion resistance.

**PRE chart: Mechanical and corrosion resistance**



## Advantages of duplex steel over other alloys

Duplex steels stand out from 316, 304 and 444 steels due to their unique properties

**Superior mechanical resistance:** Duplex steel has twice the tensile strength and elongation limit of 316 and 304, allowing lighter and more economical designs.

### Maximum corrosion resistance:

- They outperform 316 and 304 steels against pitting, cracks and stress cracking in chloride environments.
- In aggressive chemical or salt water conditions they are more effective than 444.

**Versatility and durability:** Designed to withstand extreme environments, Duplex steel is the ideal choice for marine applications, chemical plants and offshore platforms where other steels do not meet safety standards.

Characteristics	Duplex	316	444	304
<b>Mechanical Resistance</b>	High	Moderate	Good	Moderate
<b>Resistance to Chlorides</b>	High	Good	Good	Moderate
<b>Price fluctuation (Nickel)</b>	Low	High	None	Moderate
<b>Durability</b>	Excellent	High	Average	Average

# Legionella prevention with DHW hot water tanks

In 2024, an update of Royal Decree 487/2022 was published, which includes the health requirements for the prevention and control of Legionella, which directly affects DHW and water tank installations.

This new amendment has a direct impact on the design and characteristics of tanks, which only apply to domestic water, not to tanks for primary or closed circuits.

**DPS is a pioneer in the manufacture** of instant domestic hot water tanks, also known as “instant or on-demand heating”. This is evidenced by the many registered patents and designs obtained.

The production of hot water by “instant or on-demand heating” **reduces the risk of Legionella** in the DHW circuit itself, as the volume of consumable water accumulated is minimal. Tank stratification is also respected, since there is no cold water supply in the tank itself, thus avoiding cold regions.



VS GV Basic Models page 39

## New Legionella RD 487/2022 regulation updated by RD 614/2024

	CONVENTIONAL TANK	TANK VS DPS
Bottom purge	Weekly	No
Open terminals with low usage	Weekly	Weekly
Sediment removal	Monthly	No
Review of endpoints	Monthly (rotating)	Monthly (rotating)
Maintenance review	Quarterly	No
Review, cleaning and disinfection of the entire installation	Annual Requires emptying	Annual Does not require emptying



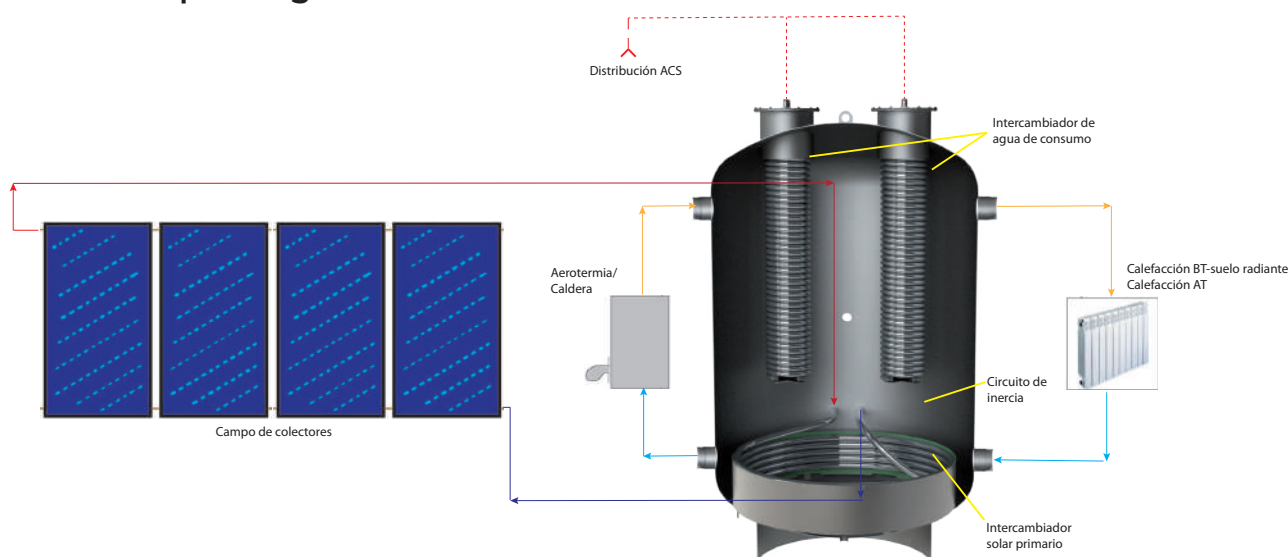
# Reduction of maintenance costs by up to 60%.

## Improvements over traditional DHW tank systems:

1. The water in the tank is not regenerated, so there is no continuous corrosion. There is no need for a magnesium anode.
2. The water in the tank is not consumable, so no manhole is required for tanks larger than 750 litres.
3. The buffer hot water tank allows higher temperatures as there are no internal treatments that can be damaged by overheating.
4. The production of hot water by on-demand heating reduces the risk of Legionella in the DHW circuit itself, as the volume of consumable water accumulated is minimal. Tank stratification is also respected, since there is no cold water supply in the tank itself, thus avoiding cold regions.



## Principle diagram.



## Production compare to conventional tanks

### SOLAR SYSTEMS KEYMARK 12976-2 TESTS

Nombre de la configuración del sistema							COMPAC SUPER ECO 300 HD																				
Captador		SUPER ECO 2000		Nº Captadores		2		Acumulador						HD300													
Resultados anuales calculados																											
Lugar	Demanda diaria (litros/día)																										
	250			300			400			250			300			400			250			300			400		
	I/d			I/d			I/d			I/d			I/d			I/d			I/d			I/d			I/d		
	Qd MJ/y			Qd MJ/y			Qd MJ/y			Ql MJ/y			Ql MJ/y			f <sub>sol</sub> %			Qpar MJ/y			Qpar MJ/y			Qpar MJ/y		
Estocolmo, SE	13954	16745	22327	6589	7042	7418	47	42	33	--	--	--	--	--	--	--	--	--	--	--	--	--	--	--	--		
Würzburg, DE	13381	16058	21410	6762	7364	7822	51	46	37	--	--	--	--	--	--	--	--	--	--	--	--	--	--	--	--		
Davos, CH	15140	18169	24225	9693	10274	10590	64	57	44	--	--	--	--	--	--	--	--	--	--	--	--	--	--	--	--		
Atenas, GR	10398	12478	16637	8342	9336	10581	80	75	64	--	--	--	--	--	--	--	--	--	--	--	--	--	--	--	--		

Nombre de la configuración del sistema							COMPAC SUPER ECO 300																															
Captador		SUPER ECO 2000		Nº Captadores		2		Acumulador						HS300																								
Resultados anuales calculados																																						
Lugar	Demanda diaria (litros/día)																																					
	250			300			400			250			300			400			250			300			400			250			300			400				
	I/d			I/d			I/d			I/d			I/d			I/d			I/d			I/d			I/d			I/d			I/d			I/d				
	Qd MJ/y			Qd MJ/y			Qd MJ/y			Ql MJ/y			Ql MJ/y			fsol %			Qpar MJ/y			Qpar MJ/y			Qpar MJ/y			Qpar MJ/y			Qpar MJ/y			Qpar MJ/y				
Estocolmo, SE	13954	16745	22327	5815	6174	7007	41,7	36,9	31,4	--	--	--	--	--	--	--	--	--	--	--	--	--	--	--	--	--	--	--	--	--	--	--						
Würzburg, DE	13381	16058	21410	6032	6714	7628	45,1	41,9	35,6	--	--	--	--	--	--	--	--	--	--	--	--	--	--	--	--	--	--	--	--	--	--	--						
Davos, CH	15140	18169	24225	8401	9224	10343	55,5	50,5	42,7	--	--	--	--	--	--	--	--	--	--	--	--	--	--	--	--	--	--	--	--	--	--	--						
Atenas, GR	10398	12478	16637	7752	8804	10248	74,6	70,6	61,6	--	--	--	--	--	--	--	--	--	--	--	--	--	--	--	--	--	--	--	--	--	--	--						


DAILY PRODUCTION  
ONLY 2-3% LOWER THAN  
CONVENTIONAL SYSTEM

## 6. Solar Thermal


- Collectors
- Forced Circulation Systems
- Thermosiphon Systems


# TOP Premium


PREMIUM RANGE





**Use:**

  
 Large installations


  
 Domestic installations


  
 DHW


  
 Swimming pools

  
 Support for heating

Download manual



  
 KEYMARK  
 certification  
 078/000356 -  
 078/000357

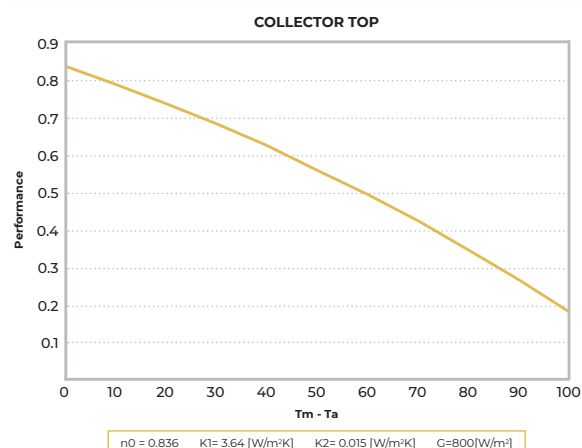


## Advantages:

- High performance collector designed for **large installations**.
- **Anti-reflective solar glass** for enhanced performance.
- **60 mm fibreglass insulation** to reduce heat loss.
- **Tilting aluminium support frame** allows several angles of inclination.
- Designed for flat and sloping roof.
- **10-year warranty**.

## Models:

- Vertical 2.5m<sup>2</sup> and 2.9m<sup>2</sup>.



## Technical characteristics:

Collector	TOP 2500	TOP 3000
Code	2002235	2002236
Placement	Vertical	Vertical
Opening area [m <sup>2</sup> ]	2.38	2.74
Absorber area [m <sup>2</sup> ]	2.33	2.70
Height [mm]	2067	2382
Width [mm]	1218	1218
Depth [mm]	89	89
Gross area [m <sup>2</sup> ]	2.52	2.90
Weight when empty [kg]	46.00	53.20
Fluid volume [l]	1.60	1.80
Pressure ranges [bar]	Test pressure: 16 bar Maximum working pressure: 10 bar	
Flow rate range [l/hm <sup>2</sup> ]	20-120	
Stagnation temp [°C]	213.60	
Peak power [G=1000/m <sup>2</sup> ]	1931	2254
Certification standard	EN 12975-1:2006+A1:2020 ISO 9806:2020	
Performance ratio	Gross area / Absorber Area	Gross area / Absorber Area
Optical performance [%]	0.776/0.839	0.784/0.842
Losses K <sub>1</sub> [W/m <sup>2</sup> K]	3.26/3.526	3.39/3.641
Losses K <sub>2</sub> [W/m <sup>2</sup> K <sup>2</sup> ]	0.016/0.017	0.014/0.015
<b>RRP</b>		
	<b>€ 618</b>	<b>€ 691</b>



# VSH Premium

## Use:



Large  
installations



Domestic  
installations



DHW



Swimming  
pools




Support  
for heating

Download  
manual



KEYMARK  
certification  
078/000219



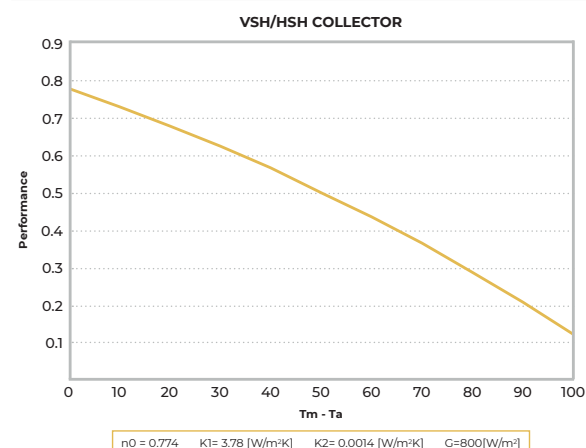
P R E M I U M  
R A N G E

## Advantages:

- Vertical collector with monocoque shell made of **naval aluminium**.
- Elegant patented design**, with glass frame and totally watertight.
- Maximum integration on roof, thanks to its horizontal format.
- Solar glass with low iron content, smooth, extra clear and with a transmittance of 91%.
- 60 mm fibreglass insulation** to reduce heat loss.
- Support frames designed for flat and sloping roofs.
- VSHJ model with aluminium frame.
- 10-year warranty**.

## Models:

- Vertical 2.2m<sup>2</sup> and 2.6m<sup>2</sup>.




## Technical characteristics:


Collector	VSH 2200	VSH 2600	VSHJ 2600
Code	2002000	2002001	2002034
Placement	Vertical		
Opening area [m²]	2.00	2.33	2.33
Absorber area [m²]	2.00	2.33	2.33
Height [mm]	2089	2089	2074
Width [mm]	1106	1273	1239
Depth [mm]	98	98	98
Gross area [m²]	2.22	2.58	2.57
Weight when empty [kg]	31.00	34.40	34.40
Fluid volume [l]	1.19	1.34	1.34
Pressure ranges [bar]	Test pressure: 16 bar Maximum working pressure: 10 bar		
Flow rate range [l/hm²]	30 - 115		
Stagnation temp [°C]	214.80		
Peak power [W](G=1000W/m²)	1544	1799	1799
Certification standard	EN12975-1:2006 EN12975-2_2006 ISO9806:2013		
Performance ratio	Gross area / Opening Area	Gross area / Opening area	Gross area / Opening area
Optical performance [%]	69.8/ 77.4	69.8/ 77.4	69.8/ 77.4
Losses K1 [W/m²K]	3.401/ 3.766	3.401/ 3.766	3.401/ 3.766
Losses K2 [W/m²K²]	0.013/ 0.014	0.013/ 0.014	0.013/ 0.014
RRP			
	€ 498	€ 557	€ 543


# SHS Premium


PREMIUM RANGE





**Use:**

  
 Large installations


  
 Domestic installations


  
 DHW


  
 Swimming pools

  
 Support for heating

Download manual



  
 KEYMARK  
 certification  
 078/000219

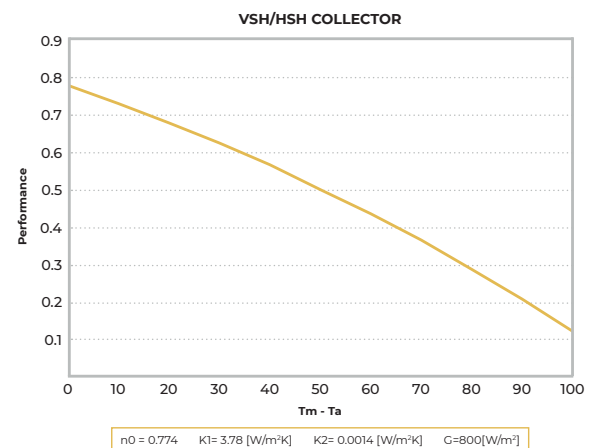


## Advantages:

- Horizontal collector with monocoque shell **made of naval aluminium**.
- **Elegant patented design**, with glass frame and totally watertight.
- Solar glass with low iron content, smooth, extra clear and with a transmittance of 91%.
- **60 mm fibreglass** insulation to reduce heat loss.
- Support frames designed for flat and sloping roofs.
- Maximum integration on horizontal roof.
- **10-year warranty**.

## Models:

- Horizontal 2.2m<sup>2</sup> and 2.6m<sup>2</sup>.



## Technical characteristics:

Collector	SHS 2200	SHS 2600
Code	2002002	2002003
Placement	Horizontal	
Opening area [m <sup>2</sup> ]	2.00	2.33
Absorber area [m <sup>2</sup> ]	2.00	2.33
Height [mm]	1106	1273
Width [mm]	2089	2089
Depth [mm]	98	98
Gross area [m <sup>2</sup> ]	2.22	2.58
Weight when empty [kg]	31.50	39.80
Fluid volume [l]	1.54	1.66
Pressure ranges [bar]	Test pressure: 16 bar    Maximum working pressure: 10 bar	
Flow rate range [l/hm <sup>2</sup> ]	30 - 115	
Stagnation temp [°C]	214.80	
Peak power [W](G=1000W/m <sup>2</sup> )	1544	1799
Certification standard	EN12975-1:2006    EN12975-2:2006    ISO9806:2013	
Performance ratio	Gross area / Opening Area	Gross area / Opening area
Optical performance [%]	69.9/ 77.4	69.9/ 77.4
Losses K1 [W/m <sup>2</sup> K]	3.401/ 3.766	3.401/ 3.766
Losses K2 [W/m <sup>2</sup> K <sup>2</sup> ]	0.013/ 0.014	0.013/ 0.014
<b>RRP</b>		
	<b>€ 571</b>	<b>€ 637</b>

# ECO Comfort

## Use:



Large  
installations



Domestic  
installations



DHW



Swimming  
pools




Support  
for heating

Download  
manual



KEYMARK  
certification  
078/000217



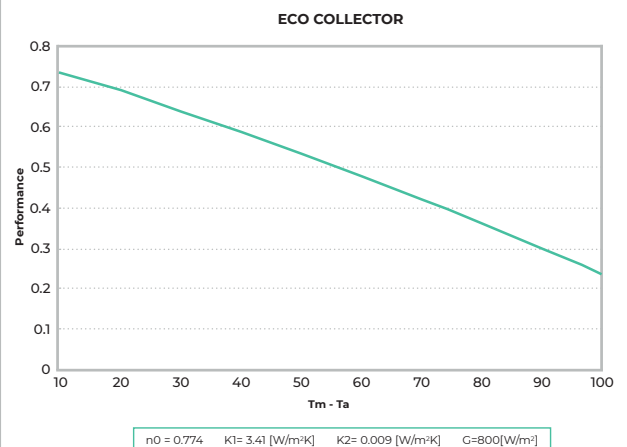
C  
O  
M  
F  
O  
R  
T  
  
R  
A  
N  
G  
E

## Advantages:

- Vertical collector with one-piece aluminium profiles **that makes it watertight.**
- Specially designed for **cold climates.**
- Solar glass with low iron content, textured and with a transmittance of 91%.
- Thermal insulation in 20mm polyurethane and metal coating with 20mm glass wool to reduce losses.
- Support frames designed for **flat and sloping roofs.**
- 10-year warranty.**

## Models:

- Vertical 2m<sup>2</sup> and 2.5m<sup>2</sup>.




## Technical characteristics:

Collector	ECO 2000	ECO 2500
Code	2002228	2002230
Placement	Vertical	
Opening area [m <sup>2</sup> ]	1.88	2.39
Absorber area [m <sup>2</sup> ]	1.83	2.33
Height [mm]	2056	2056
Width [mm]	957	1207
Depth [mm]	70	70
Gross area [m <sup>2</sup> ]	1.96	2.48
Weight when empty [kg]	26	32.70
Fluid volume [l]	1.09	1.34
Pressure ranges [bar]	Test pressure: 16 bar Max. working pressure: 10	
Flow rate range [l/hm <sup>2</sup> ]	30 - 115	
Stagnation temp [°C]	210.40	
Peak power [W] (G=1000W/m <sup>2</sup> )	1395	1748
Certification standard	EN12975-1/2:2006	ISO9806:2013
Performance ratio	Gross area / Opening Area	Gross area / Opening Area
Optical performance [%]	74.6/ 77.40	74.6/ 77.40
Losses K1 [W/m <sup>2</sup> K]	3.281/ 3.405	3.281/ 3.405
Losses K2 [W/m <sup>2</sup> K <sup>2</sup> ]	0.009/ 0.009	0.009/ 0.009
RRP		
	€ 423	€ 486

# SuperECO Basic

BASIC RANGE



## Use:



Large  
installations



Domestic  
installations



DHW



Swimming  
pools



Support  
for heating

Download  
manual



KEYMARK  
certification  
078/000299

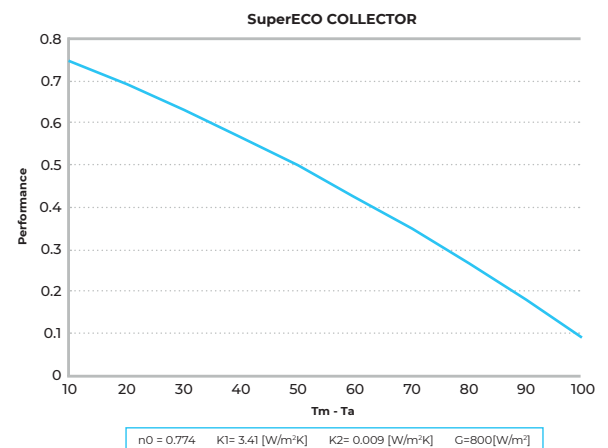


## Advantages:

- Vertical collector with one-piece aluminium profiles **that makes it watertight.**
- Specially designed for **warm climates.**
- Lightest solar panel on the market**, allowing it to be handled by a single installer.
- Greater integration in the home** thanks to its ultra-slim design.
- In the range of ultra-thin collectors, it is the **most efficient.**
- Solar glass with low iron content, textured and with a transmittance of 91%.
- Glass wool thermal insulation.
- Support frames designed for flat and sloping roofs.**
- 10-year warranty.**

## Models:

- Vertical 2m<sup>2</sup> and 2.5m<sup>2</sup>.



## Technical characteristics:

Collector	SuperECO 2000	SuperECO 2500
Code	2002231	2002232
Placement	Vertical	
Opening area [m²]	1.88	2.38
Absorber area [m²]	1.83	2.33
Height [mm]	2056	2056
Width [mm]	956	1206
Depth [mm]	49	49
Gross area [m²]	1.97	2.48
Weight when empty [kg]	24.50	30.00
Fluid volume [l]	1.09	1.34
Pressure ranges [bar]	Test pressure: 16 bar Max. working pressure: 10	
Flow rate range [l/hm²]	30-115	
Stagnation temp [°C]	200.30	
Peak power [W] (G=1000W/m²)	1498	1877
Certification standard	EN12975-1/2:2006	ISO9806:2013
Performance ratio	Gross area / Opening Area	Gross area / Opening Area
Optical performance [%]	75.5/ 79.67	75.5/ 79.67
Losses K1 [W/m²K]	3.726/ 3.932	3.726/ 3.932
Losses K2 [W/m²K²]	0.016/ 0.017	0.016/ 0.017
RRP		
	€ 375	€ 405

## STAINLESS STEEL Premium

### Use:



Domestic  
installations

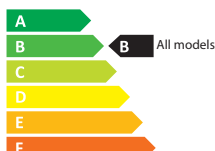


DHW



Solar Thermal

Download  
manual



P R E M I U M  
R A N G E

### Advantages:

- Tank built from high-quality **Duplex 2205 stainless steel**.
- Specially designed to work as a drain-back system. Optional forced circulation kit.
- DN25 coil made with stainless steel corrugated tube.
- Magnesium anode installation is not necessary.
- Equipped with solar control unit and high efficiency pump.
- Vertical collector with one-piece aluminium profiles **that makes it watertight**.
- Support frames designed for flat and sloping roofs.
- **10-year warranty on tank.**

### Models:

- Forced circulation / drain-back 150L up to 300L.

### Accessories (optional):

- Samba stopper 18.
- Male 1/2".
- Shut-off valve 1/2".
- 6 and 8 bar safety valves.
- T-junction 1/2" F.
- Check valve 1/2"
- Silicone gasket 3/4"
- Coupling 1/2" M - 3/4" F.
- Multipart.
- Samba 18 connecting sleeves

### Technical characteristics:

Model	Forced ECO 150 PREMIUM	Forced ECO 200S PREMIUM	Forced ECO 300 PREMIUM
Code	2032626	2032627	2032628
Single Coil Hot Water Tank	DBCH 150	DBCH 200	DBCH 300
Solar collector	ECO 2000(x1)	ECO 2500(x1)	ECO 2000(x2)
Primary exchanger surface [m²]	1.80	2.40	3.00
Primary volume [l]	7.72	10.37	12.88
Maximum pressure [bar]	Primary 6 / secondary 8		
Secondary volume [l]	150	190	280
Outer finish	Black lacquered galvanised steel		
Insulation	Injected rigid polyurethane. Density 40 kg/m³		
Diameter [mm]	560	560	560
Height [mm]	1433	1653	2153
Useful solar area [m²]	1.88	2.39	3.76
V/A ratio [l/m²]	79.79	79.50	74.47
Support Frame	Galvanised steel DX51 profiled L37x2,5 treated for exterior use		
RRP			
	€ 2,715	€ 2,917	€ 3,581



# DUPLEX 2205 Premium

PREMIUM RANGE



**Use:**

  
 Domestic installations

  
 DHW

  
 Solar Thermal

Download manual







## Advantages:

- Tank built from high-quality **Duplex 2205 stainless steel**.
- Specially designed to work as a drain-back system. Optional forced circulation kit.
- DN25 coil made with stainless steel corrugated tube.
- **Magnesium anode** installation is not necessary.
- Equipped with solar control unit and high efficiency pump.
- Horizontal collector with monocoque shell made of aluminium.
- Elegant patented design, with glass frame and totally watertight.
- Support frames designed for flat and sloping roofs.
- **10-year warranty.**

## Models:

- Forced circulation / drain-back 150L up to 500L.

## Accessories (optional):

- Samba stopper 18.
- Male 1/2".
- Shut-off valve 1/2".
- 6 and 8 bar safety valves.
- T-junction 1/2" F.
- Check valve 1/2"
- Silicone gasket 3/4"
- Coupling 1/2" M - 3/4" F.
- Multipart.
- Samba 18 connecting sleeves

## Technical characteristics:

Model	Forced HSH 150 PREMIUM	Forced HSH 200S PREMIUM	Forced HSH 300 PREMIUM
Code	2032846	2032847	2032848
Single Coil Hot Water Tank	DBCH 150	DBCH 200	DBCH 300
Solar collector	HSH 2200(x1)	HSH2600(x1)	HSH 2200(x2)
Primary exchanger surface [m²]	1.80	2.40	3.00
Primary volume [l]	7.72	10.37	12.88
Maximum pressure [bar]	Primary 6 / secondary 8		
Secondary volume [l]	150	190	280
Outer finish	Black lacquered galvanised steel		
Insulation	Injected rigid polyurethane: thickness 40mm and density 42 kg/m³		
Diameter [mm]	560	560	560
Height [mm]	1337	1567	2037
Useful solar area [m²]	2.00	2.33	4.00
V/A ratio [l/ m²]	75.00	81.55	70.00
Support Frame	Galvanised steel DX51 profiled L37x2.5 treated for exterior use		
RRP			
	€ 2,830	€ 3,072	€ 3,875

## VSCH Basic

**Use:**



Domestic installations



DHW



Heating and refrigeration



Heat Pump

Download manual









BASIC RANGE

### Advantages:

- Buffer tank with on-demand heating.
- Specially designed to work with forced circulation or drain-back systems.
- In forced circulation installations, the expansion vessel is integrated into the tank.
- Coil made with a 316L stainless steel corrugated tube.
- **Magnesium anode** installation is not necessary.
- **Knock-down consumption heat exchanger** to increase product life and facilitate after-sales.
- Equipped with solar control unit and high efficiency pump
- Vertical collector with one-piece aluminium profiles that makes it watertight.
- Specially designed for warmer climates.
- Steel support frames designed for flat and sloping roofs.
- **5-year warranty.**

### Models:

- Forced circulation / drain-back 150L up to 500L.

### Accessories (optional):

- Samba stopper 18.
- Male 1/2".
- Shut-off valve 1/2".
- 3, 8 and 9 bar safety valves.
- T-junction 1/2" F.
- Check valve 1/2"
- Silicone gasket 3/4"
- Coupling 1/2" M - 3/4" F.
- Multipart.
- Samba 18 connecting sleeves

### Technical characteristics:

Model	Forced SuperECO 150 BASIC	Forced SuperECO 200S BASIC	Forced SuperECO 300 BASIC	Forced SuperECO 400 BASIC	Forced SuperECO 500 BASIC
Code	2032611	2032613	2032616	2032625	2032619
Single Coil Hot Water Tank	VSCH150	VSCH 200	VSCH 300	VSCH 400	VSCH 500
Solar collector	SuperECO 2000(x1)	SuperECO 2500(x1)	SuperECO 2000(x2)	SuperECO 2000(x3)	SuperECO 2000(x3)
Primary exchanger surface [m²]	0.67	0.84	1.02	1.02	1.20
Primary volume [l]	7.00	9.70	10.20	10.20	10.80
Expansion vessel / Drain-back chamber	8 bar				
Maximum pressure [bar]	Primary 9 /secondary: 3/ consumption 8				
Secondary volume [l]	143	215	300	399	500
Primary consumption surface [m²]	2.34	2.70	3.51	3.9	4.50
Tertiary volume [l]	7.18	8.28	10.76	16.8	19.32
Outer finish	White lacquered galvanised steel				
Insulation	Injected rigid polyurethane. Thickness 50mm and density 42 kg/m³				
Diameter [mm]	560	560	560	700	700
Height [mm]	1270	1700	2050	1884	2150
Useful solar area [m²]	1.88	2.38	3.76	5.64	5.64
V/A ratio [l/m²]	76.10	90.3	79.80	70.74	83.33
DHW power [kW]	20*	23*	27.3*	29.6**	34.2**
Support Frame	Galvanised steel DX51 profiled L37x2.5 treated for exterior use				
RRP					
	€ 2.179	€ 2.257	€ 2.797	€ 3.571	€ 3.665

\*Tank temp= 55°C, Cold water temp=15°C and Q= 10 l/min. \*\*Tank temp= 55°C, Cold water temp= 15°C and Q = 15 l/min.

## STAINLESS STEEL Comfort

COMFORT RANGE



**Use:**



Large installations



DHW



Solar Thermal

Download manual







### Advantages:

- Tank made with high-quality **duplex 2101 stainless steel**.
- DN25 coil made with stainless steel corrugated tube.
- **Magnesium anode** installation is not necessary.
- **Knock-down heat exchanger** to increase product life and facilitate after-sales (except 750L).
- Equipped with solar control unit and high efficiency pump.
- **Lightest solar panel on the market**, allowing it to be handled by a single installer.
- **5-year warranty**.

### Models:

- Forced circulation 750L, 1000L and 1500L.

### Accessories (optional):

- Safety valves.
- Check valve.
- Solar pumping group.
- Solar control unit.
- Expansion vessels.
- Collector connection accessories.

### Technical characteristics:

Model	Forced GV 750 Comfort	Forced GV 1000 Comfort	Forced GV 1500 Comfort	Forced GV 750S Comfort	Forced GV 1000S Comfort	Forced GV 1500S Comfort
Code	2032900	2032901	2032902	2032906	2032907	2032908
Single Coil Hot Water Tank	INTER GV 750 COMFORT	INTER GV 1000 COMFORT	INTER GV 1500 COMFORT	INTER GV 750 COMFORT	INTER GV 1000 COMFORT	INTER GV 1500 COMFORT
Solar collector	SuperECO 2500(x4)	SuperECO 2500(x5)	SuperECO 2500(x8)	SuperECO 2500(x5)	SuperECO 2500(x6)	SuperECO 2500(x10)
Primary exchanger surface [m²]	2.63	3.60	4.20	2.63	3.60	4.20
Primary volume [l]	8.76	12	13.8	8.76	12	13.8
Maximum pressure [bar]	Primary 6 /secondary: 8					
Secondary volume [l]	746	1000	1500	746	1000	1500
Outer finish	Grey lacquered galvanised steel					
Insulation	Injected rigid polyurethane. Density 42 kg/m³					
Diameter [mm]	950	950	1340	950	950	1340
Height [mm]	1511	1851	1501	1511	1851	1501
Useful solar area [m²]	9.52	11.9	19.04	11.9	14.28	23.8
V/A ratio [l/m²]	78.78	84.03	78.78	63.03	70.03	63.03
Support Frame	Galvanised steel DX51 profiled L37x2,5 treated for exterior use					
RRP						
	€ 6,211	€ 8,351	€ 12,172	€ 6,708	€ 8,813	€ 13,155

# ENAMELLED Classic

**Use:**



Domestic installations



DHW

Download manual









**CLASSIC RANGE**

## Advantages:

- Enamelled double envelope collector.
- Includes large diffuser to improve tank stratification .
- 50mm insulation with injected rigid polyurethane.
- Vertical collector with monocoque shell made of **naval aluminium**.
- **Elegant patented design**, with glass frame and totally watertight.
- Steel support frames designed for flat and sloping roofs.
- **5-year warranty**.

## Models:

- Vertical thermosiphon 150 up to 300 and horizontal of 150L and 200L.

## Accessories (optional):

- Samba stopper 18.
- Stopper 1/2".
- Sleeve 18-3/4"
- Anti-thermosiphonic valve.
- 2 and 8 bar safety valves.
- Silicone gasket 3/4"
- Samba 18 connecting sleeves
- Flexible connections and insulation.

## Technical characteristics:

Model	Compac VSH HD 150	Compac VSH HD 200S	Compac VSH HD 300	Compac HSH HD 150	Compac HSH HD 200S
Code	2032245	2032246	2032247	2032343	2032340
Hot Water Tank	HD 150	HD 200	HD 300	HD 150	HD 200
Capacity [l]	145	190	273	145	190
Primary vol. [l]	10.36	13.21	18.75	10.36	13.21
Outer finish	White enamelled galvanised steel				
Internal circuit	Steel Enamelled at 850°C				
Insulation	Injected rigid polyurethane - thickness 50 mm				
Tank protection	Magnesium anode				
Maximum pressure	Primary 2 bar - Secondary: 8 bar				
Maximum temperature allowed	95°C				
Diameter [mm]	580	580	580	580	580
Length [mm]	1092	1342	1812	1092	1342
Solar collector	VSH 2200	VSH 2600	VSH 2200(x2)	HSH 2200	HSH 2600
Useful solar area [m²]	2.00	2.33	4.00	2.00	2.33
Peak power [W] (G=1000W/m²)	1544	1799	3088	1544	1799
V/A ratio [l/m²]	72.50	81.55	68.25	72.50	81.55
Weight when empty [kg]	102.4	125.7	202.4	103	130.7
Support Frame	Galvanised steel DX51 profiled L37x2.5 treated for exterior use				
RRP					
	€ 1,295	€ 1,540	€ 2,193	€ 1,358	€ 1,609

# ENAMELLED Classic

CLASSIC RANGE



**Use:**



Domestic installations



DHW

Download manual







## Advantages:

- Enamelled double envelope collector.
- Includes large diffuser to improve tank stratification .
- 50mm insulation with injected rigid polyurethane.
- Lightest solar panel on the market, allowing it to be handled by a single installer.
- Greater integration in the home thanks to its ultra-slim design.
- In the range of ultra-slim collectors, it is the most efficient.
- Steel support frames designed for flat and sloping roofs.
- 5-year warranty.

## Models:

- Thermosiphon 150 to 300

## Accessories (optional):

- Samba stopper 18.
- Stopper 1/2".
- Male 1/2".
- Samba elbow 18-3/4"
- Sleeve 18-3/4"
- Anti-thermosiphonic valve.
- 2 and 8 bar safety valves.
- Silicone gasket 3/4"
- Samba 18 connecting sleeves
- Flexible connections and insulation.

## Technical characteristics:

Model	Compac SuperECO HD150 CLASSIC	Compac SuperECO HD200S CLASSIC	Compac SuperECO HD300 CLASSIC	Compac SuperECO HD300S CLASSIC
Code	2032481	2032482	2032483	2032484
Hot Water Tank	HD 150	HD 200	HD 300	HD 300
Capacity [l]	145	190	273	273
Primary vol. [l]	10.36	13.21	18.75	18.75
Outer finish	White enamelled galvanised steel			
Internal circuit	Steel Enamelled at 850°C			
Insulation	Injected rigid polyurethane - thickness 50 mm			
Tank protection	Magnesium anode			
Maximum pressure	Primary 2 bar - Secondary: 8 bar		Primary 1.5 bar - Secondary: 8 bar	
Maximum temperature allowed	95°C			
Diameter [mm]	580	580	580	580
Length [mm]	1092	1342	1812	1812
Solar collector	SuperECO 2000(x1)	SuperECO 2500(x1)	SuperECO 2000(x2)	SuperECO 2500(x2)
Useful solar area [m²]	1.88	2.38	3.76	4.76
Peak power [W](G=1000W/m²)	1498	1877	2996	3754
V/A ratio [l/m²]	77.13	79.83	72.61	57.35
Weight when empty [kg]	112	136	174	186
Support Frame	Galvanised steel DX51 profiled L37x2.5 treated for exterior use			
RRP				
	€ 1.172	€ 1.352	€ 1.958	€ 2.110



## BUFFER Basic

**Use:**



Domestic installations



DHW




Warm climates


Download manual





150, 200, 300 litres





B  
A  
S  
I  
C  
  
R  
A  
N  
G  
E

### Advantages:

- **Two-circuit buffer tank.**
- Removable **consumption heat exchanger made from 316L stainless steel.**
- **50mm insulation** with injected rigid polyurethane.
- As there is no water regeneration, **there is no corrosion in the tank.**
- **Magnesium anode** installation is not necessary.
- **The risk of Legionella is reduced** by not using collected water.
- **Lightest solar panel on the market**, allowing it to be handled by a single installer.
- **In the range of ultra-slim collectors, it is the most efficient.**
- **Steel support frames** designed for flat and sloping roofs.
- **5-year warranty.**

### Models:

- Thermosiphon 150 to 300

### Accessories (optional):


- Samba stopper 18.
- Samba elbow 18-3/4"
- Sleeve 18-3/4"
- Solar output set 15.
- Silicone gasket 3/4"
- Samba 18 connecting sleeves
- 3 and 8 bar safety valves.
- Flexible connections and insulation.

### Technical characteristics:


Model	Compac SuperECO 150 Basic	Compac SuperECO 200S Basic	Compac SuperECO 300 Basic
Code	2032716	2032717	2032718
Hot Water Tank	HS 150	HS 200	HS 300
Capacity [l]	143	170	271
Primary consumption [l]	5.60	6.16	9.24
Outer finish	White lacquered galvanised steel		
Insulation	Injected rigid polyurethane - thickness 50mm - density 42 kg/m³		
Tank protection	Not necessary		
Maximum pressure	Primary 3 bar - Consumption: 8 bar		
Maximum Temperature	95°C		
Diameter [mm]	560	560	560
Length [mm]	1070	1235	1850
Solar collector	SuperECO 2000(x1)	SuperECO 2500(x1)	SuperECO 2000(x2)
Useful solar area [m²]	1.88	2.38	3.76
Total peak power [W](G=1000W/m²)	1498	1877	2996
V/A ratio [l/m²]	76.06	71.43	72.07
Weight when empty [kg]	90.20	97.70	86
Support Frame	Galvanised steel DX51 profiled L37x2.5 treated for exterior use		
RRP			
	€ 1.159	€ 1.244	€ 1.643

## BUFFER Basic


BASIC RANGE



**Use:**




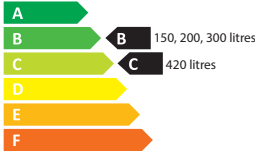
Domestic installations




DHW

Download manual







### Advantages:

- **3-circuit thermosiphon tank for cold climates.**
- Removable **consumption heat exchanger made from 316L stainless steel.**
- **50mm insulation** with injected rigid polyurethane.
- As there is no water regeneration, **there is no corrosion in the tank.**
- **Magnesium anode** installation not required.
- **The risk of Legionella is reduced** by not using collected water.
- **Lightest solar panel on the market**, allowing it to be handled by a single installer.
- **In the range of ultra-slim collectors, it is the most efficient.**
- **Steel support frames designed** for flat and sloping roofs.
- **5-year warranty.**

### Models:

- Thermosiphon 150L to 420L

### Accessories (optional):

- Sambra stopper 18
- Sambra elbow 18-3/4"
- Sleeve 18-3/4"
- Solar output set 15
- Silicone gasket 3/4"
- Sambra 18 connecting sleeves
- 9, 3 and 8 bar safety valves
- Flexible connections and insulation
- Secondary shut-off valve.

### Technical characteristics:

Model	Compac superECO 150 IP	Compac superECO 200S IP	Compac superECO 300 IP	Compac superECO 420 IP
Code	2032461	2032462	2032463	2032467
Hot Water Tank	HS 150 IP	HS 200 IP	HS 300 IP	HS 420 IP
Capacity [l]	143	170	271	380
Primary consumption [l]	5.60	6.16	9.24	9.24
Outer finish	White enamelled galvanised steel			
Insulation	Injected rigid polyurethane- thickness 50mm - density 42 kg/m³			
Tank protection	Not necessary			
Maximum pressure	Primary 9 bar - Secondary: 3 bar - Consumption: 8 bar			
Maximum tank temperature	95°C			
Diameter [mm]	560	560	560	560
Length [mm]	1070	1235	1850	2450
Solar collector	SuperECO 2000(x1)	SuperECO 2500(x1)	SuperECO 2000(x2)	SuperECO 2000(x3)
Useful solar area [m²]	1.88	2.38	3.76	5.64
Total peak power [W](G=1000W/m²)	1498	1877	2996	4494
V/A ratio [l/m²]	76.06	71.43	72.07	67.38
Weight when empty [kg]	96.4	105.62	154	220
Support Frame	Galvanised steel DX51 profiled L37x2.5 treated for exterior use			
RRP				
	€ 1,281	€ 1,325	€ 2,018	€ 2,618

## 7. Support Frames

- Aluminium
- Steel

## Aluminium support frames Comfort

COMFORT RANGE



Download manual



### Advantages:

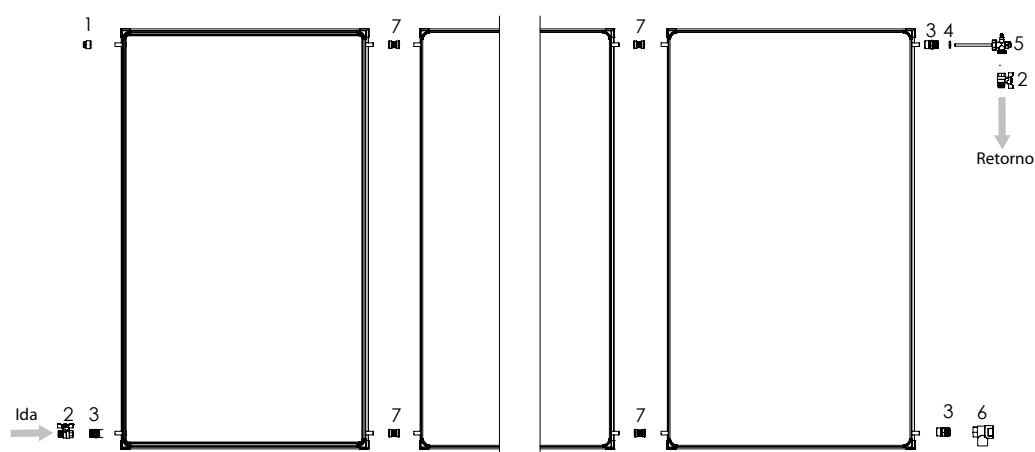
- Angled support frames made from extruded aluminium material.
- Treatments for adverse climates, providing great resistance to marine and corrosive environments.
- Lighter weight than steel so roofs can bear less weight. In addition, installation and transport processes are streamlined.
- Aluminium is a more workable material, making cutting, drilling, etc. easier.
- Designed for assembly on flat and sloping roofs.
- **3-year warranty.**

### Models:

- Vertical.
- Support frame for one collector.
- Flat and sloping roof.

## Battery Kits

Battery kits comprise all the elements necessary for connecting the collectors.




1. PUSH D18 mm stopper (1 pc.)
2. Cut-off valve 3/4" M-F (2 pcs.)
3. PUSH 18 junction - 3/4" M (3 pcs.)
4. Silicone gasket (1 pc.)
5. Multipart (sensor+purger) 3/4M (1 pc.)
6. 6 bar safety valve 1/4" F (1 pc.)
7. PUSH sleeve 18-18 (according to kit)


## Models and prices

Model	SUPPORT FRAME TOP 2500 V	SUPPORT FRAME TOP 3000 V
Code	2022651	2022652
RRP		
	€ 198	€ 211


## Steel support frames Comfort

Download manual





**3-year**  
GUARANTEE



COMFORT  
RANGE

### Advantages:

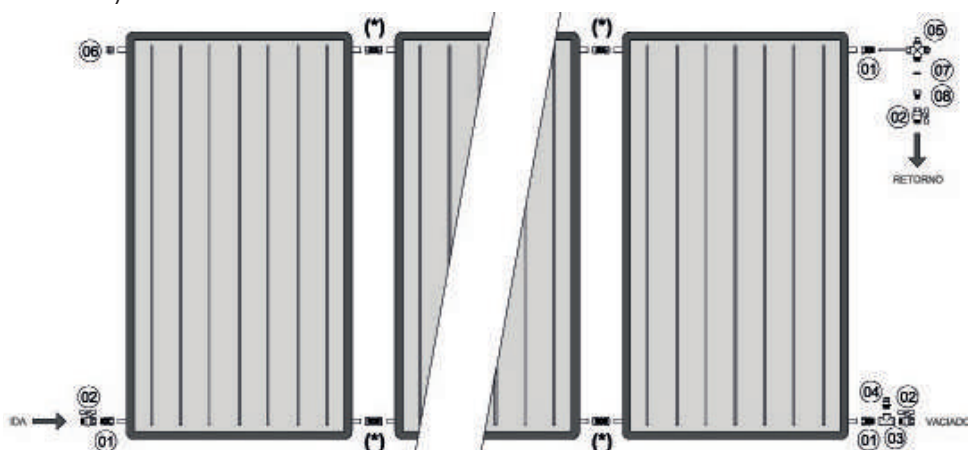
- Support frames made from angled DX51 galvanised steel.
- Treatments for adverse climates, providing great resistance to marine and corrosive environments.
- Designed for assembly on flat and sloping roofs.
- **3-year warranty.**

### Models:

- Vertical: 1, 2 and 3 collectors.
- Horizontal: only for HSH collector.

## Battery Kits

Battery kits comprise all the elements necessary for connecting the collectors (maximum 5 vertical collectors and 3 horizontal collectors).



1. Straight sleeve 18 F - 1/2" M (3 pcs.)
2. Cut-off valve 1/2" M-F (3 pcs.)
3. T-junction 1/2" (1 pc.)
4. Safety valve 9 BAR 1/2" M (1 pc.)
5. Multipart with sensor holder and manual purger (1 pc.)
6. Sambra 18 stopper (1 pc.)
7. Silicone gasket (1 pc.)
8. Coupling 1/2"-3/4" (1 pc.)

\* Sambra 18 connection sleeves (according to kit)


## Models and prices

Model	SUPPORT FRAME 1 COLLECTOR VSH 2200/2600 GALVA	SUPPORT FRAME 2 COLLECTORS VSH 2200/2600 GALVA	SUPPORT FRAME 3 COLLECTORS VSH 2200 GALVA	SUPPORT FRAME 3 COLLECTORS VSH 2600 GALVA	SUPPORT FRAME 1 COLLECTOR HSH 2200 GALVA	SUPPORT FRAME 1 COLLECTOR HSH 2600 GALVA
Code	2022030	2022031	2022034	2022036	2022032	2022033
RRP						
	€ 109	€ 131	€ 194	€ 199	€ 111	€ 111





Steel support frames **Comfort**

COMFORT RANGE



Download manual





Advantages:

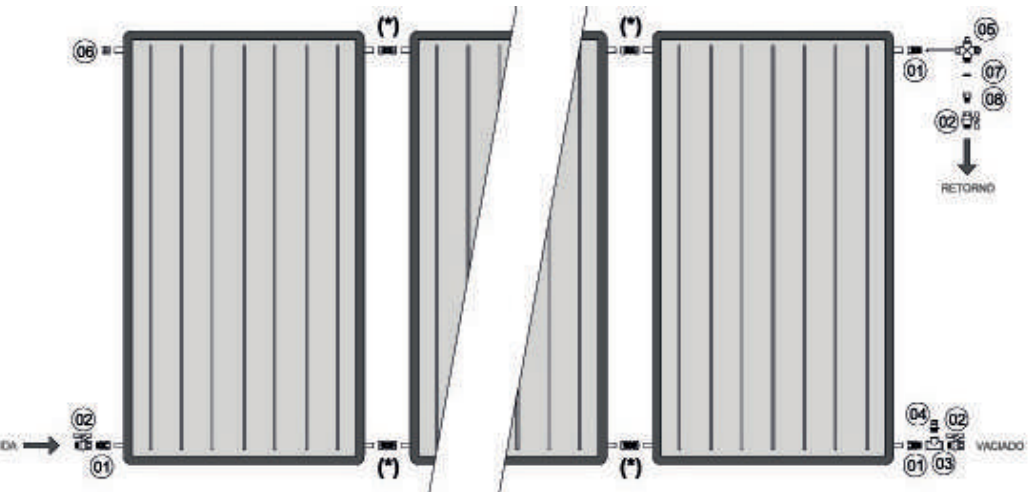
- Support frames made from angled DX51 galvanised steel.
- Treatments for adverse climates, providing great resistance to marine and corrosive environments.
- Designed for assembly on flat and sloping roofs.
- 3-year warranty.**

Models:

- Vertical: 1, 2 and 3 collectors.
- Horizontal: only for HSH collector.

Battery Kits

Battery kits comprise all the elements necessary for connecting the collectors (maximum 5 vertical collectors and 3 horizontal collectors).



- Straight sleeve 18 F - 1/2" M (3 pcs.)
- Cut-off valve 1/2" M-F (3 pcs.)
- T-junction 1/2" (1 pc.)
- Safety valve 9 BAR 1/2" M (1 pc.)
- Multipart with sensor holder and manual purger (1 pc.)
- Sambra 18 stopper (1 pc.)
- Silicone gasket (1 pc.)
- Coupling 1/2"-3/4" (1 pc.)

\* Sambra 18 connection sleeves (according to kit)

Models and prices

Model	SUPPORT FRAME 1 COLLECTOR ECO 2000/2500	SUPPORT FRAME 2 COLLECTORS ECO 2000	SUPPORT FRAME 2 COLLECTORS ECO 2500	SUPPORT FRAME 3 COLLECTORS ECO 2000	SUPPORT FRAME 3 COLLECTORS ECO 2500
Code	2022663	2022074	2022078	2022069	2022109
RRP					
	€ 100	€ 110	€ 120	€ 180	€ 190

## Steel support frames **Basic**

Download  
manual



B  
A  
S  
I  
C  
  
R  
A  
N  
G  
E

### Advantages:

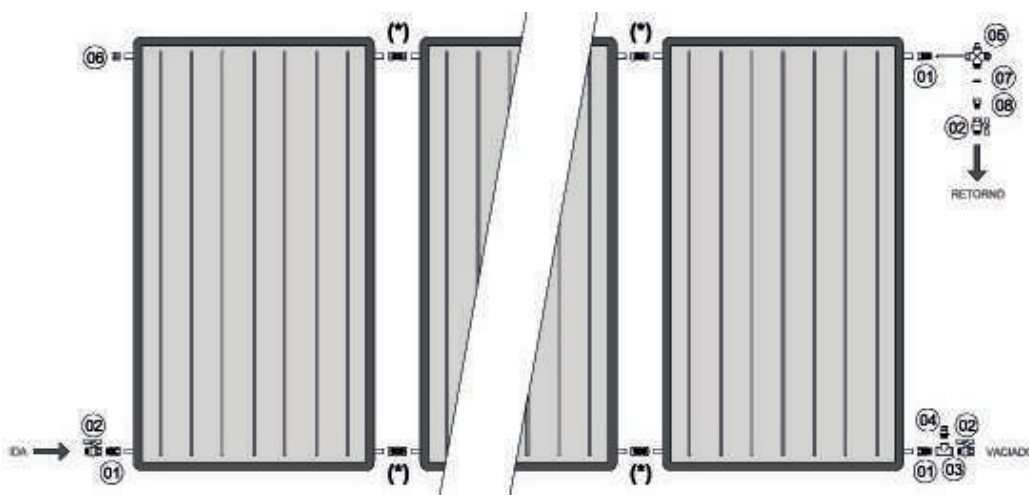
- Support frames made from angled steel with Magnelis coating.
- Treatments for adverse climates, providing great resistance to marine and corrosive environments.
- Designed for assembly on flat and sloping roofs.
- 3-year warranty.**

### Models:

- Vertical: 1, 2 and 3 collectors.

### Battery Kits

Battery kits comprise all the elements necessary for connecting the collectors (maximum 5 collectors).



- Straight sleeve 18 F - 1/2" M (3 pcs.)
- Cut-off valve 1/2" M-F (3 pcs.)
- T-junction 1/2" (1 pc.)
- Safety valve 9 BAR 1/2" M (1 pc.)
- Multipart with sensor holder and manual purger (1 pc.)
- Sambra 18 stopper (1 pc.)
- Silicone gasket (1 pc.)
- Coupling 1/2"-3/4" (1 pc.)

\* Sambra 18 connection sleeves (according to kit)

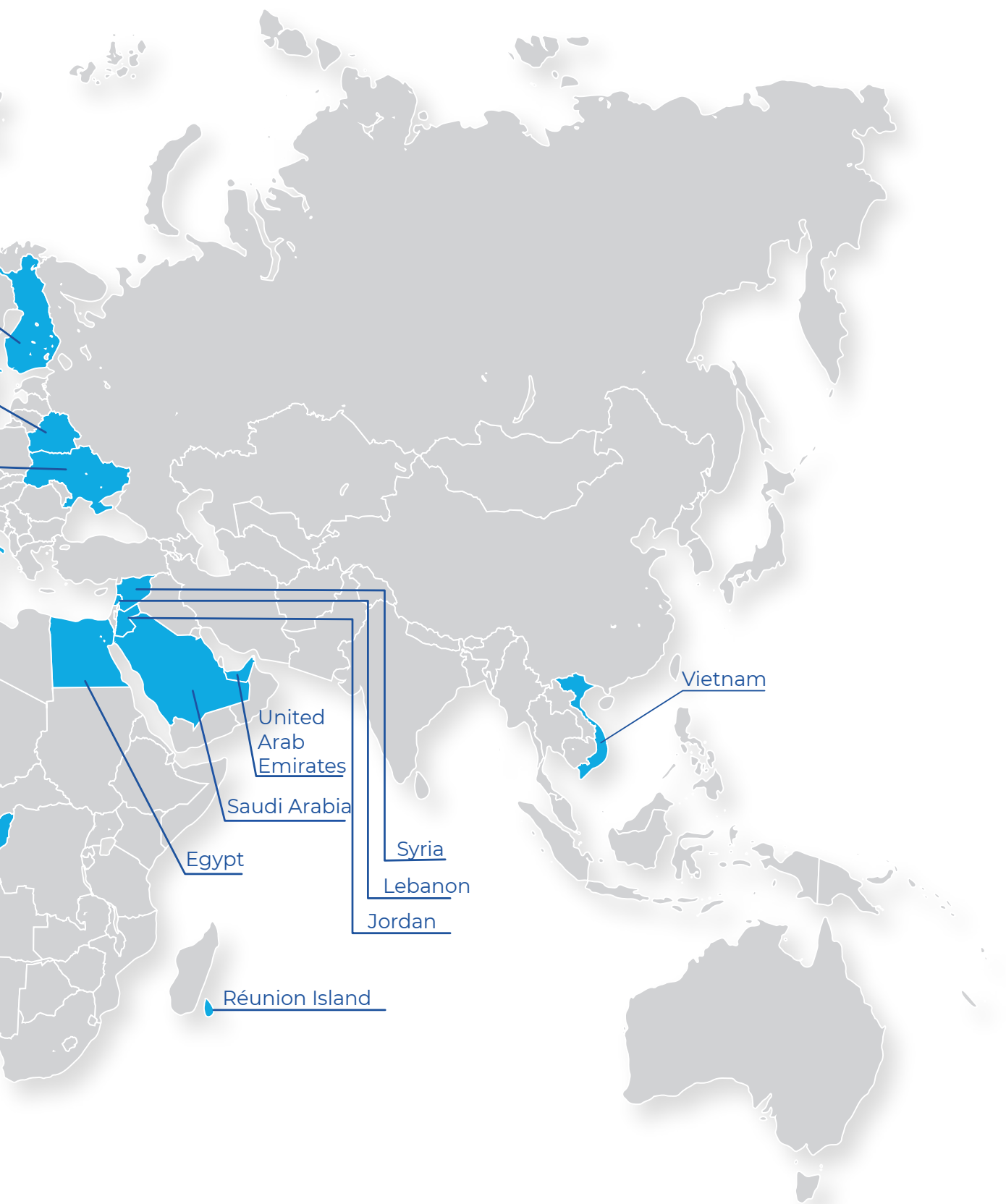
### Models and prices

Model	SUPPORT FRAME 1 COLLECTOR SUPER ECO 2000	SUPPORT FRAME 1 COLLECTOR SUPER ECO 2500	SUPPORT FRAME 2 COLLECTORS SUPER ECO 2000	SUPPORT FRAME 2 COLLECTORS SUPER ECO 2500	SUPPORT FRAME 3 COLLECTORS SUPER ECO 2000	SUPPORT FRAME 3 COLLECTORS SUPER ECO 2500
Code	2022203	2022206	2022204	2022207	2022205	2022208
RRP						
	€ 95	€ 98	€ 110	€ 120	€ 176	€ 185



# Where are we?







[www.dpsm.es](http://www.dpsm.es)