



**PRESTO®**  
loves water

# 100% hand washing hygiene

Benefits of touchless  
sensor taps



FRENCH TOUCHLESS SENSOR SANITARYWARE



100%  
hand  
washing  
hygiene

NEW

# PRESTO NOVA®

Designed by PRESTO®

PRESTO NOVA® mixer, matt black finish with copper trim

## PRESTO NOVA® DECK-MOUNTED ELECTRONIC SENSOR MIXER

### Contemporary design:

slender lines and  
modern finish.

### Water savings:

anti-blocking system preventing  
continuous flow, 1,9 or 3 l/min  
integrated flow limiter.

### Comfortable user experience:


perfect spout height and reach.

### Sturdiness:

adapted to intensive use.

### Safety:

limitation of the maximum  
temperature through  
an adjustable temperature limiter.



### Unique customization:

beyond the top part, the full tap can  
be customized thanks to its handsfree  
technology (dare and contact PRESTO)

Ref 55391 - Black Chrome NOVA mixer





#### New configurable cell:

- **Improved accessibility:** optimised detection of children and disabled people. The cell anticipates the potential disturbances due to the environment (light variations, neon lights, reflexions in mirrors or washbasin...).
- **Simplified settings:** the cell will automatically enter in «learning mode» once activated, during the installation and will adapt to the local environment.
- **Maximum hygiene:** hands-free detection and automatic flush in case of prolonged non-use, in order to avoid stagnating water, responsible of growth of bacteria.
- **Data management:** possibility to download data on water consumption through PRESTOCOM App.



#### Easy maintenance:

Simple opening of the top thanks to an invisible screw located on the front of the tap, for a total access (battery, solenoid valve, cell).

### DECK-MOUNTED MIXERS

### DECK-MOUNTED SINGLE TAPS

**55375**  
Built-in battery  
Straight stop valves

**55383**  
Built-in battery  
Straight stop valves  
**PRESTOGREEN 1.9l/min**

**55385**  
Built-in battery

**55377**  
Power supply  
Straight stop valves



CHROME  
FINISH



**55379**  
Built-in battery  
Straight stop valve

**55395**  
Built-in battery  
Straight stop valve  
**PRESTOGREEN 1.9l/min**

**55381**  
Power supply  
Straight stop valve



BLACK  
CHROME  
FINISH



**55391**  
Built-in battery  
Straight stop valves

**55393**  
Built-in battery  
Straight stop valve



**55387**  
Built-in battery  
Straight stop valves

BLACK  
FINISH  
WITH  
COPPER  
TRIM



**55389**  
Built-in battery  
Straight stop valve

100%  
hand  
washing  
hygiene

PRESTO SO'O®



**PRESTO SO'O®**  
**DECK-MOUNTED ELECTRONIC SENSOR MIXER**







**Hygiene:** touchless hand washing for users

**Benefits:** easy integration thanks to its 150mm extension for high trendy basins

**Custom tap:**

- finish: chrome or matt black
- colour and laser marking for tops: chrome, white, black or pink gold
- other customisation on request



**56200**

Deck-mounted mixer  
Chrome finish  
Built-in battery  
Straight stop valves

**56210**

Power supply



**56220**

Deck-mounted single tap  
Chrome finish  
Built-in battery  
Straight stop valve



**56206**

Deck-mounted mixer  
Matt black top finish  
Built-in battery  
Straight stop valves



**56201**

Deck-mounted mixer  
with extension  
Chrome finish  
Built-in battery  
Straight stop valves  
(Available with black or white top)

**56211**

Power supply



**56208**

Deck-mounted mixer  
White top finish  
Built-in battery  
Straight stop valves



**56196**

Deck-mounted mixer  
Black finish  
Pink gold top  
Built-in battery  
Straight stop valves

**56198**

Power supply

100%  
hand  
washing  
hygiene

# VOLTA® LINE

## VOLTA® LINE DECK-MOUNTED ELECTRONIC SENSOR MIXER

**Easy maintenance** thanks to removable top.  
No access below the basin needed

**Integrated flow limiter:** 1.9 ou 3l/min

**Healthcare version available:**  
8l/min Star aerator and automatic flush

**Mixer version available**  
with or without mixing lever





**Hygiene:** no hand contact, stops automatically when the hands are withdrawn

**Benefits:**

- Vandal-proof: designed to withstand tough usage conditions.
- Anti-blocking system preventing continuous flow for more than 30 seconds.
- Safety: maximum temperature limited by a 6-position adjustable limiter.
- Easy maintenance thanks to removable top. No access below the basin needed.
- Interchangeability between battery and power supply version thanks to similar voltage



**55160**  
Deck-mounted mixer  
Built-in battery  
Straight stop valves

**55150**  
Power supply



**55162**  
Deck-mounted mixer  
Automatic flush  
Star healthcare aerator  
Built-in battery  
Straight stop valves

**55152**  
Power supply



**55163**  
Deck-mounted mixer  
Without lever  
Built-in battery  
Straight stop valves

**55151**  
Power supply



**55164**  
Deck-mounted mixer  
Without lever  
Automatic flush  
Star healthcare aerator  
Built-in battery  
Straight stop valves

**55153**  
Power supply



**55060**  
Deck-mounted single tap  
Built-in battery  
Straight stop valve

**55050**  
Power supply

100%  
hand  
washing  
hygiene

# NEO<sup>®</sup> SENSOR<sup>®</sup> PRESTORIZON<sup>®</sup>



## NEO<sup>®</sup> SENSOR<sup>®</sup> LINE WALL-MOUNTED SINGLE TAP

### Simplified settings:

New cell with integrated «learning mode». No external or manual set-up needed

### Water savings:

1.7 l/min regulated water flow with sprayer.

Soap dispensers  
with similar design  
available

**Cross partition fixture**  
(remote solenoid valve) or  
wall-mounted fully integrated  
(battery and solenoid valves  
within the tap) for a more  
flexible integration  
based on facilities

## PRESTORIZON<sup>®</sup> LINE WALL-MOUNTED MIXER





#### NEO® SENSOR®:

- Compact design thanks to remote solenoid valve, and its new intelligent cell («learning mode»)
- Equipped with PEX hoses, NF stop valves and filter



**52041**

Wall-mounted single tap  
Built-in battery  
Integrated solenoid valves



**52038**

Wall-mounted mixer  
Cross partition fixture  
Remote battery  
Straight stop valves

**52037**

Power supply




**52040**

Wall-mounted single tap  
Cross partition fixture  
Remote battery  
Straight stop valve

**52039**

Power supply



**57034**

Deck-mounted single tap  
Remote battery  
**PRESTOGREEN**

**57060**


With mechanical  
pre-mixer 29423

**57050**

Power supply  
(transformer supplied)

**57061**

With mechanical  
pre-mixer 29423



**57036**

Wall-mounted single tap  
Remote battery  
**PRESTOGREEN**

**57062**

With mechanical  
pre-mixer 29423

**57052**

Power supply  
(transformer supplied)

**57063**

With mechanical  
pre-mixer 29423

100%  
hand  
washing  
hygiene

# MODULAR DETECTION



- **Vandal-proof:** extra-flat detection cell, with limited possible hook
- **Great modularity:** for partitions 1 to 200mm thick
- **Choice of spouts:** to fit the wash basin

## MODULAR DETECTION FOR CROSS PARTITION / SERVICE DUCTS



- **Choice of spouts:** wall or deck-mounted, short or long, without retention, tube spout
- **Flexible selection:** available as ready-to-install units





**Cross partition modular detection:**

- **Guaranteed hygiene** with touchless detection
- **Installation flexibility** according to facilities
- **Choice of spouts** to fit all wash basins



**DETECTION ONLY**

Extra-flat detection

**52460**

For partitions 1 to 10 mm thick  
Removable from the rear

**52461**

For partitions 10 to 50 mm thick  
Removable from the rear

**52462**

For partitions 50 to 200 mm thick  
Removable from the rear



**52400**

For partitions 1 to 200 mm thick  
Removable from the front



**READY-TO-INSTALL UNIT**

LONG SPOUT  
EXTRA-FLAT DETECTION

**52469**

For partitions 1 to 10 mm thick

**52470**

For partitions 10 to 50 mm thick

**52471**

For partitions 50 to 200 mm thick

100%  
hand  
washing  
hygiene

# PRESTO 7000 XL N DIRECT FLUSH VALVES

## PRESTO 7000 XL N CONCEALED SENSOR DIRECT FLUSH VALVE WITH NEW CELL



### OPTIMUM HYGIENE

Sensor flush valves allow automatic and **touchless flushing**.

### FLEXIBILITY

Thanks to its new intelligent cell, factory settings can be modified through PRESTOCOM app.

### EASY MAINTENANCE:

- Front access to components.
- Integrated stop valves

### DURABILITY AND COST OF OWNERSHIP

Very few components in permanent contact with water, thereby reducing scale build-up. Limited risk of leaks. Cost of installation might be higher than cistern toilets, but Flushing valves also significantly **reduce maintenance costs**.





### EFFICIENT DURING INTENSIVE USAGE

Unlike traditional toilets, operating by flushing a cistern by gravity, **direct flush toilets use directly the pressure from the piping system. Flushing is then more efficient, always available by getting rid of waiting time for a cistern to refill.**

Direct flush systems allow successive flushes. It makes the perfect fit for facilities with intensive use in terms of toilets (stadiums or sport centers for instance)

### TIME SAVING

**Easy to install since it is delivered as pre-mounted.** Easy service thanks to integrated stop valve and **easy access to internal components.**  
Available on self-supporting mounting frame

### BETTER CONTROL OF WATER CONSUMPTION:

Integrated flow rate regulator of 1 l/s from 1 to 4 bar.  
"S" anti-blocking system preventing continuous flow

### EASY TO USE

- Sensor dual control version: double flush volume automatic detection (depending on the time of user presence)
- The push button allows to activate the water flush in case of power failure or for the daily cleaning routine
- Comfort and peace of mind for the user who can still control the flushing process



#### PRESTO 7200 XL N 55434

Concealed flush valve  
Stainless-steel front plate  
Built-in battery

#### PRESTO 7100 XL N 55432

Power supply



#### PRESTO 7300 XL N 55436

Concealed flush valve  
Stainless-steel front plate  
Power supply

100%  
hand  
washing  
hygiene

# SENSAO® LINE EXPOSED URINAL VALVES



**SENSAO® LINE  
EXPOSED URINAL VALVE**







### Quick and simple maintenance:

just undo one screw and open the two half-covers to gain access to all internal components without dismantling the flush valve.

Integrated check valve on the right side of the flush valve to shut-off the water network easily in case of maintenance.



### Adaptability and compatibility:

suitable for large urinal models on the market both in-line or right angled water inlet. Compatible with other PRESTO exposed urinal flush valves.



### Easy installation:

the mounting is extremely quick and easy thanks to the clip-on system of its flange and flush valve body.



### Water saving:

regulated flow rate from 1 to 5 bar and optimized flush volume.

### Design :

compact and discreet, its smaller design blends in easily with its surroundings.

### Higher level of hygiene:

automatic detection without hand contact avoids the bacterial contamination. A configurable periodic flush reduces unpleasant odors and eliminates the clogging of the ceramics and drains.



### SENSÃO® 8400 N 55370

Exposed sensor valve  
In-line inlet  
Built-in battery

**55371**  
Right-angled inlet



**55372**  
Siphon tube for siphonic  
action urinals

100%  
hand  
washing  
hygiene

# SENSAO® LINE CONCEALED URINAL VALVE



**SENSAO® LINE  
CONCEALED URINAL VALVES**






#### Anti-vandal:

compact, small and  
vandal-proof  
304L stainless steel  
front plate.



#### Quick installation and easy maintenance:

ready-to-use product for a  
quick mounting. Front access  
and integrated check valve  
make the maintenance easier  
without dismantling the flush  
valve.



#### Water saving:

regulated flow rate from  
1 to 5 bar and optimized  
flush volume.

#### Design :


compact and discreet, its  
smaller design blends in  
easily with its surroundings.

#### Higher level of hygiene:

automatic detection without  
hand contact avoids the  
bacterial contamination.  
A configurable periodic flush  
reduces unpleasant odors  
and eliminates the clogging  
of the ceramics and drains.

#### Flexibility:

factory pre-setting flush program can  
be adjustable via PRESTO tool (please  
contact PRESTO for more information).



**SENSÃO® 8300 N  
55442**  
Concealed flush valve  
Stainless-steel front plate  
Built-in battery

**SENSÃO® 8100 N  
55444**  
Power supply



**SENSÃO® 8500 N  
55438**  
Concealed flush valve  
Sensor and manual  
304L Stainless-steel plate  
Built-in battery

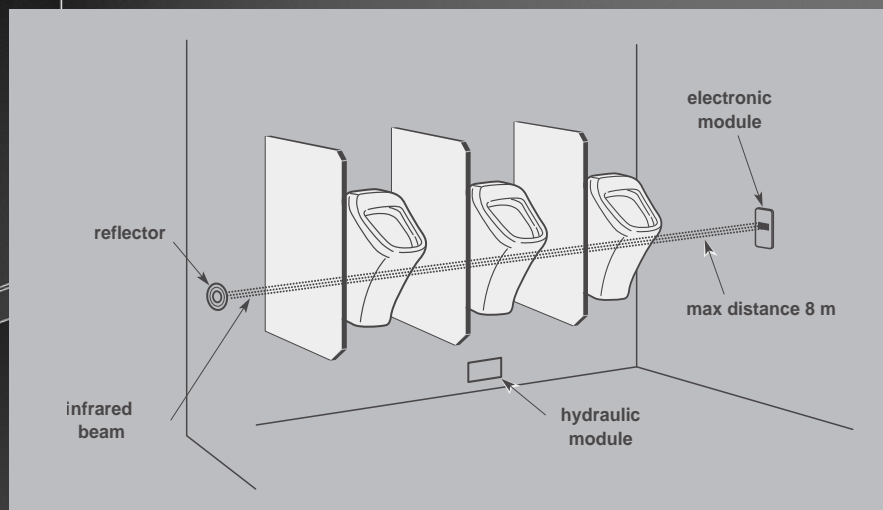
**SENSÃO® 8600 N  
55440**  
Power supply

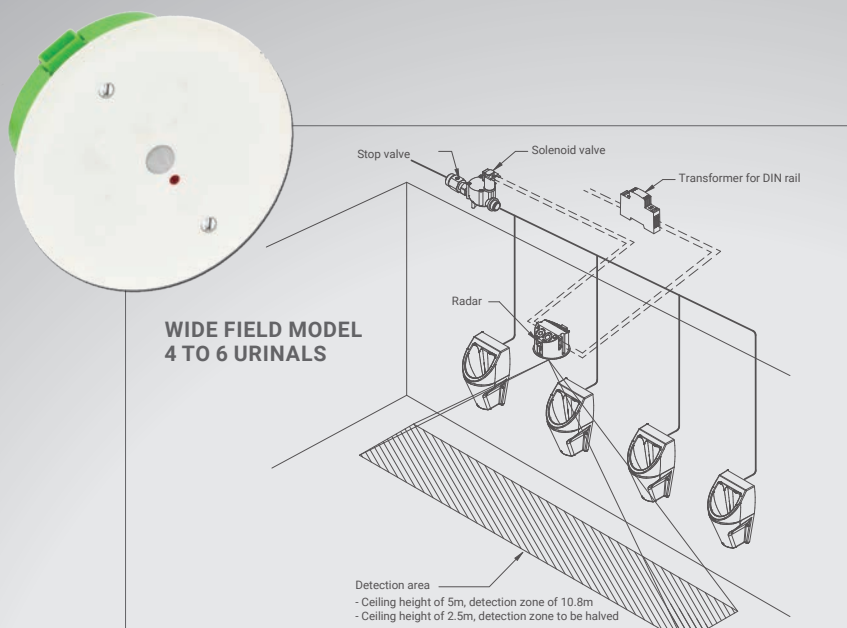


100%  
hand  
washing  
hygiene

# MODULAR DETECTION

## MODULAR DETECTION KIT FOR BANKS OF URINALS





### SENSOR FOR SUSPENDED CEILING

**52453**

Narrow field model - 1 urinal

**52454**

Wide field model - 4 to 6 urinals



### EXTRA-FLAT MODULAR DETECTION

**52463**

For partitions 1 to 10 mm thick

**52464**

For partitions 10 to 50 mm thick

**52465**

For partitions 50 to 200 mm thick



### MODULAR DETECTION

**52401**

For partitions 1 to 200 mm thick



### COMPLETE UNIT FOR BANKS OF URINALS

**52914**

WITH 230 V AC / 12 V DC SAFETY TRANSFORMER

For all types of urinal

Configurable flush time from 1 to 10 sec. after the user has left.

100%  
hand  
washing  
hygiene

# ADDITIONAL ACCESSORIES

## DESIGN AND ADAPTABILITY:

Original, design and compact, Presto new hand dryers suit all kinds of environments.

E-DRY: front access to be used by everyone

H-DRY: first deck-mounted hand dryer fits all wash basins

C-DRY: compact can be installed everywhere

## ENERGY SAVING:

this new range of hand dryers is equipped with a new generation of motors that combine fast and low energy consumption drying.

Choice of hot or cold blowing air.



**E-DRY**



**H-DRY**



**C-DRY**

## SAFETY:

Hand dryers are equipped with several safety devices that limit risk of overheating, and ensure an optimized temperature of blown air





**E-DRY  
60362**

Automatic and hygienic  
Absorbent ceramic  
Easy access for disabled  
Power supply



**C-DRY  
60364**

Automatic and compact  
Stainless-steel finish  
Power supply

**60365**  
White finish



**H-DRY  
60361**

Automatic deck-mounted  
Power supply, motor under  
the wash-basin



**S-DRY  
70637**

Automatic  
Quiet  
(Sound vol. 52 to 58 dB)  
Power supply



**SOAP DISPENSER  
52043**

Deck-mounted  
With 1 liter bottle  
Power supply



**SOAP DISPENSER  
52042**

Wall-mounted  
Power supply



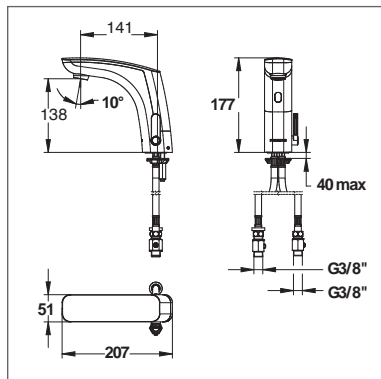
**SOAP DISPENSER  
70630**

950 ml dispenser  
with check window and anti-vandal key  
Built-in battery

100%  
hygiène  
des mains

# ANNEX

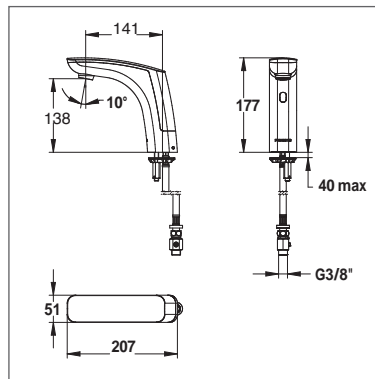
Download all of our technical documentation on [www.prestodatashare.com](http://www.prestodatashare.com)



## PRESTO NOVA® DECK-MOUNTED MIXER

55375, 55383, 55385, 55391,  
55387

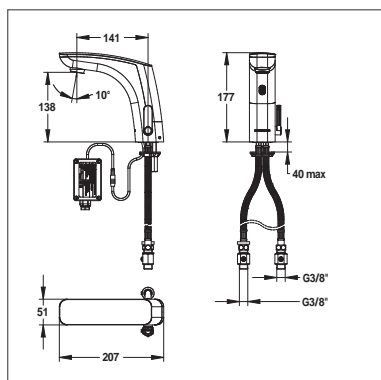
- Built-in 6V CRP2 lithium battery
- 1.9 l/min - 3 l/min
- Ø 3/8"
- Temperature limiter
- CE



## PRESTO NOVA® DECK-MOUNTED SINGLE TAP

55379, 55395, 55393, 55389

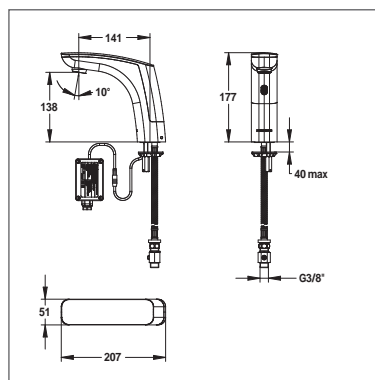
- Built-in 6V CRP2 lithium battery
- 1.9 l/min - 3 l/min
- Ø 3/8"
- 75°C
- CE



## PRESTO NOVA® DECK-MOUNTED MIXER

55377

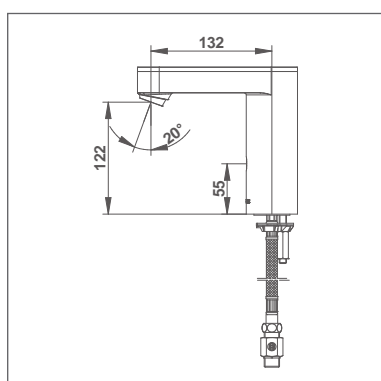
- 230 V AC / 7 VDC IP65
- 1.9 l/min - 3 l/min
- Ø 3/8"
- Temperature limiter
- CE



## PRESTO NOVA® DECK-MOUNTED SINGLE TAP

55381

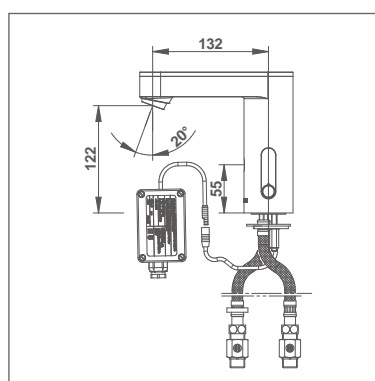
- 230 V AC / 7 VDC IP65
- 1.9 l/min - 3 l/min
- Ø 3/8"
- 75°C
- CE



## PRESTO SO'O® DECK-MOUNTED MIXER

56200, 56206, 56208, 56196

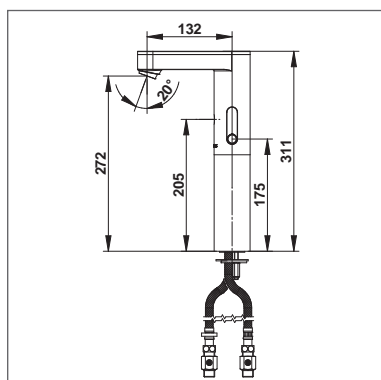
- Built-in 6V CRP2 lithium battery
- 3 l/min
- Ø 3/8"
- Temperature limiter
- CE



## PRESTO SO'O® DECK-MOUNTED MIXER

56210, 56198

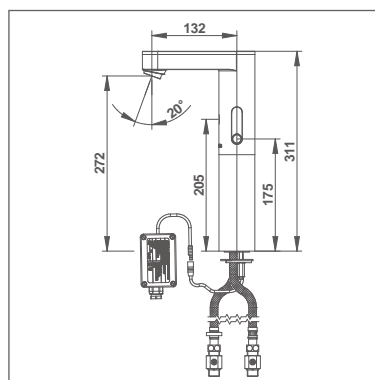
- 230 V AC / 7 VDC IP65
- 3 l/min
- Ø 3/8"
- Temperature limiter
- CE



## DECK-MOUNTED MIXER WITH EXTENSION

56201

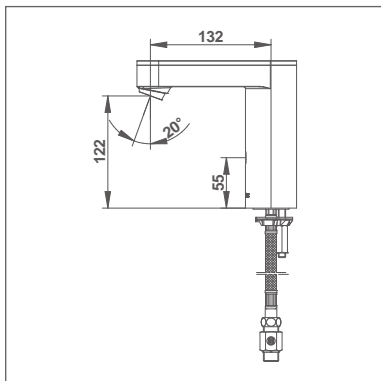
- Built-in 6V CRP2 lithium battery
- 3 l/min
- Ø 3/8"
- Temperature limiter
- CE



## DECK-MOUNTED MIXER WITH EXTENSION

56211

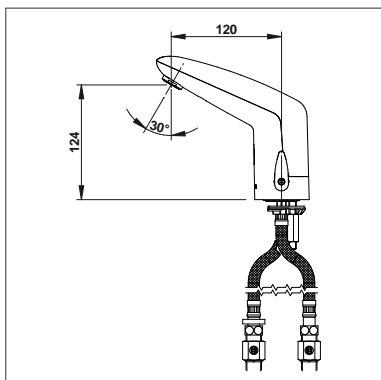
- 230 V AC / 7 VDC IP65
- 3 l/min
- Ø 3/8"
- Temperature limiter
- CE



### PRESTO SO'O® DECK-MOUNTED SINGLE TAP

56220

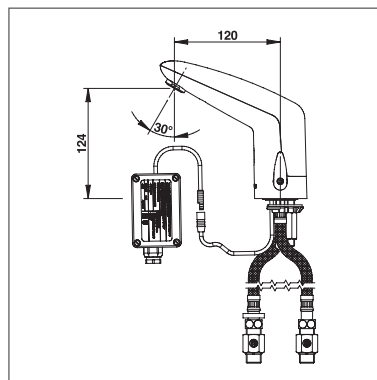
- Built-in 6V CRP2 lithium battery
- 3 l/min
- Ø 3/8"
- 75°C
- CE



### PRESTO VOLTA® DECK-MOUNTED MIXER

55160, 55162

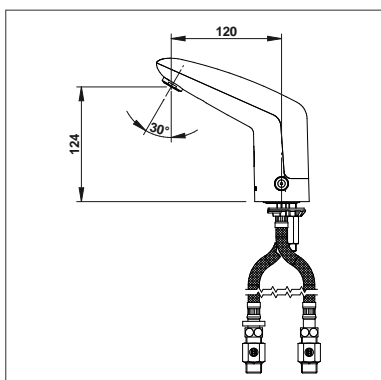
- Built-in 6V CRP2 lithium battery
- 3 l/min - 8 l/min
- Ø 3/8"
- Temperature limiter
- CE



### PRESTO VOLTA® DECK-MOUNTED MIXER

55150, 55152

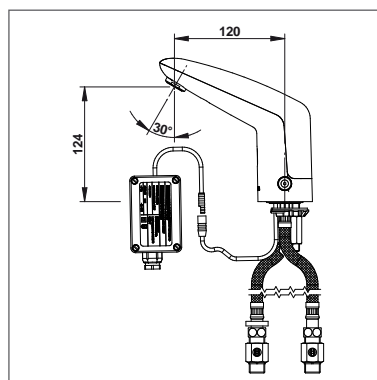
- 230 V AC / 7 VDC IP65
- 3 l/min - 8 l/min
- Ø 3/8"
- Temperature limiter
- CE



### PRESTO VOLTA® DECK-MOUNTED MIXER WITHOUT LEVER

55163, 55164

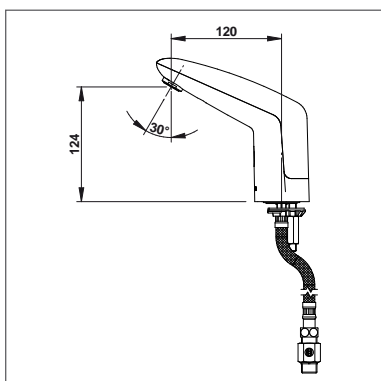
- Built-in 6V CRP2 lithium battery
- 3 l/min - 8 l/min
- Ø 3/8"
- 75°C
- CE



### PRESTO VOLTA® DECK-MOUNTED MIXER WITHOUT LEVER

55151, 55153

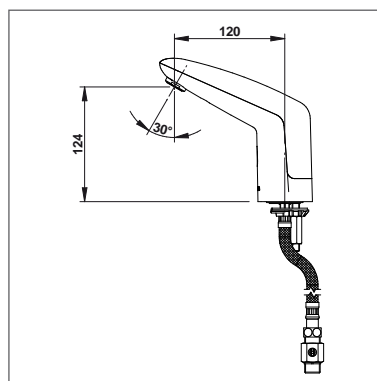
- 230 V AC / 7 VDC IP65
- 3 l/min - 8 l/min
- Ø 3/8"
- 75°C
- CE



### PRESTO VOLTA® DECK-MOUNTED SINGLE TAP

55060

- Built-in 6V CRP2 lithium battery
- 3 l/min
- Ø 3/8"
- 75°C
- CE



### PRESTO VOLTA® DECK-MOUNTED SINGLE TAP

55050

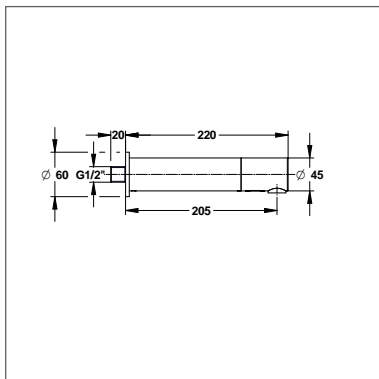
- 230 V AC / 7 VDC IP65
- 3 l/min
- Ø 3/8"
- 75°C
- CE



100%  
hygiène  
des mains

# ANNEX

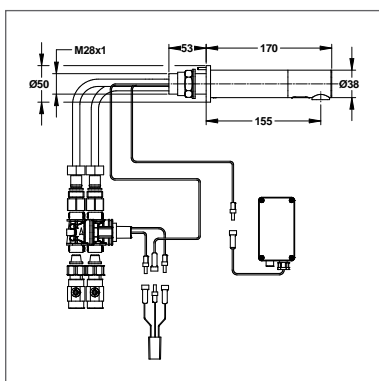
Download all of our technical documentation on [www.prestodatashare.com](http://www.prestodatashare.com)



## PRESTORIZON® WALL-MOUNTED SINGLE TAP

52041

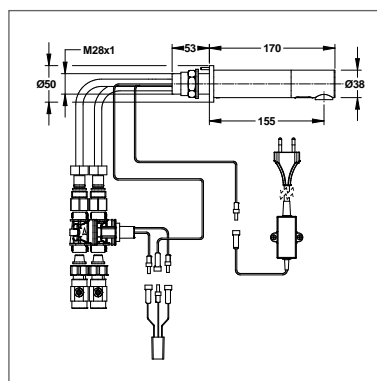
- Built-in 9V Lithium battery
- 3 l/min
- Ø 1/2"
- Automatic flush after 24 hours
- CE



## PRESTORIZON® WALL-MOUNTED MIXER

52038

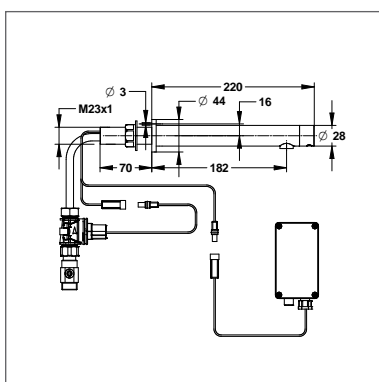
- Remote 9V Lithium battery
- 3 l/min
- Ø 1/2"
- Automatic flush after 24 hours
- CE



## PRESTORIZON® WALL-MOUNTED MIXER

52037

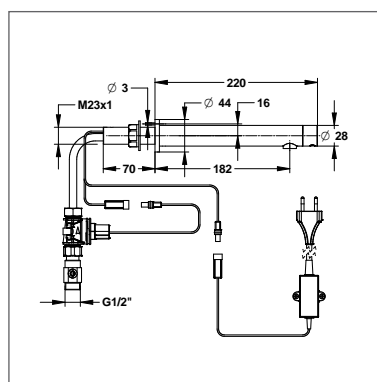
- 230 V AC / 9V DC
- 3 l/min
- Ø 1/2"
- Automatic flush after 24 hours
- CE



## PRESTORIZON® WALL-MOUNTED SINGLE TAP

52040

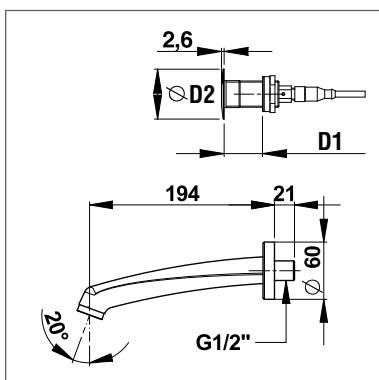
- Remote 9V Lithium battery
- 3 l/min
- Ø 1/2"
- Automatic flush after 24 hours
- CE



## PRESTORIZON® WALL-MOUNTED SINGLE TAP

52039

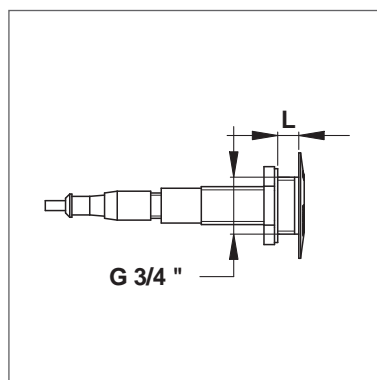
- 230 V AC / 9V DC
- 3 l/min
- Ø 1/2"
- Automatic flush after 24 hours
- CE



## MODULAR DETECTION READY-TO-INSTALL

52469, 52470, 52471

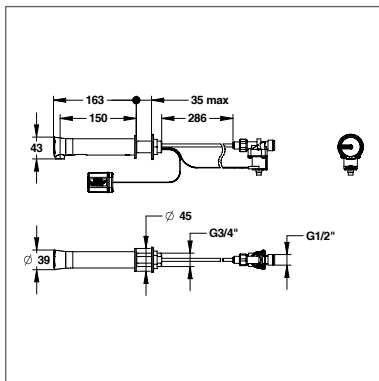
- 10 l/min
- Ø 1/2"
- Settings: 1-30 sec
- CE



## MODULAR DETECTION CELL ONLY

57060, 52461, 52462, 52400

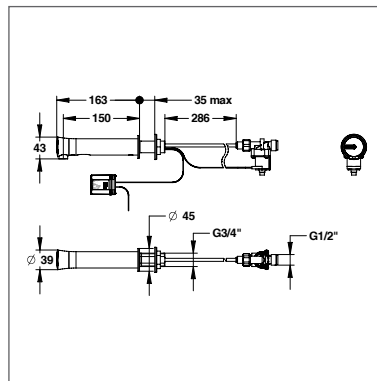
- 230 V AC / 7V DC IP65
- 1.9 l/min
- Ø 1/2"
- CE



### PRESTO NEO SENSOR® WALL-MOUNTED SINGLE TAP

57036

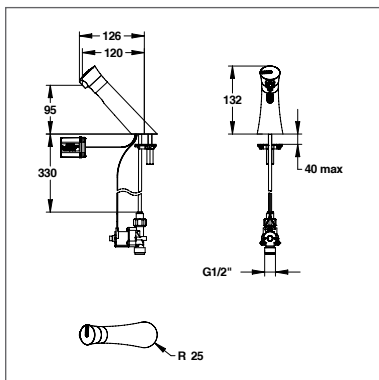
- Built-in 6V CRP2 battery
- 1.9 l/min
- Ø 1/2"
- CE



### PRESTO NEO SENSOR® WALL-MOUNTED SINGLE TAP

57052

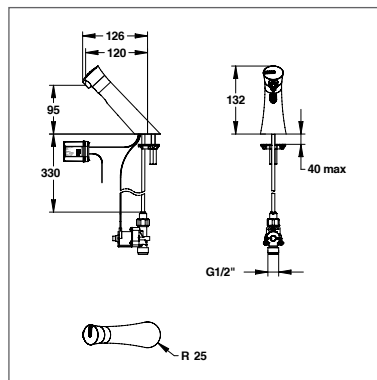
- 230 V AC / 7V DC IP65
- 1.9 l/min
- Ø 1/2"
- CE



### PRESTO NEO SENSOR® DECK-MOUNTED SINGLE TAP

57034

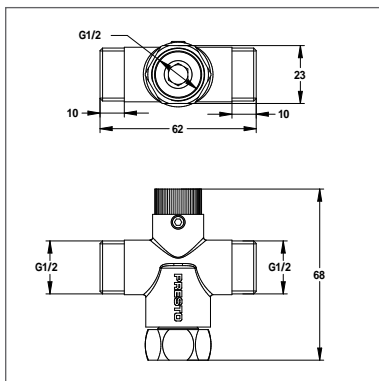
- Built-in 6V CRP2 battery
- 1.9 l/min
- Ø 1/2"
- CE



### PRESTO NEO SENSOR® DECK-MOUNTED SINGLE TAP

57050

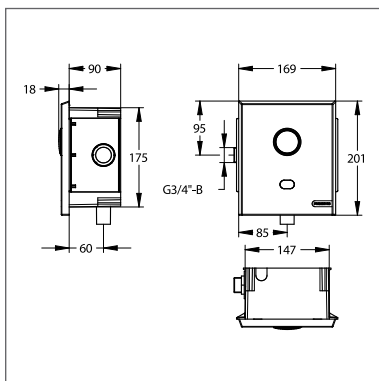
- 230 V AC / 7V DC IP65
- 1.9 l/min
- Ø 1/2"
- CE



### MECHANICAL PRE-MIXER FOR PRESTO NEO SENSOR®

29423

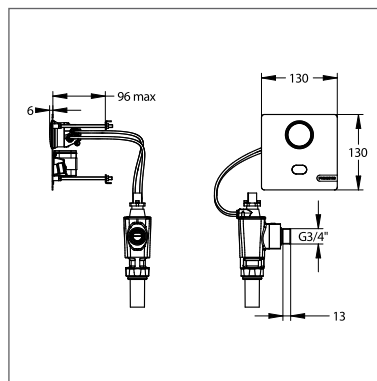
- Inlet MG1/2"
- Outlet FG1/2" - turning nut
- Mixing valve and internal component in brass
- Hostaform button
- 75°C



### PRESTO 7100 XL N PRESTO 7200 XL N

55432, 55434

- Power supply or battery
- 6-9 litres
- G 3/4"
- 6-9 sec



### PRESTO 7300 XL N

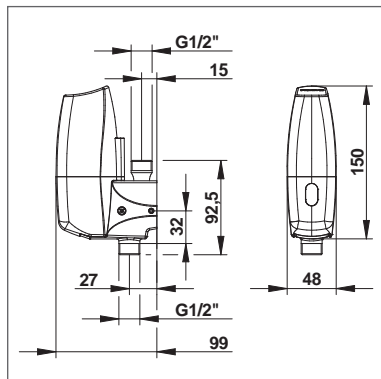
55436

- Power supply
- 6-9 litres
- G 3/4"
- 6-9 sec

100%  
hygiène  
des mains

# ANNEX

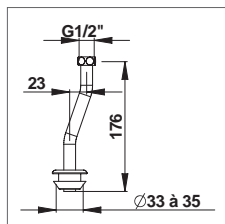
Download all of our technical documentation on [www.prestodatashare.com](http://www.prestodatashare.com)



## SENSÃO® 8400 N IN-LINE INLET

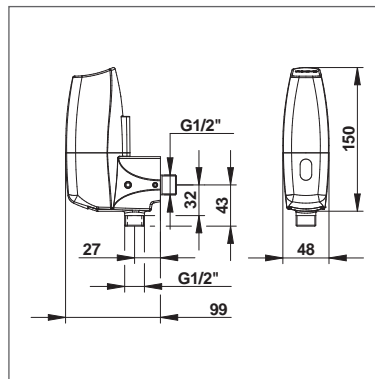
55370

- Built-in battery
- 6 l/min
- With flow regulator
- 8 sec



## SIPHON TUBE

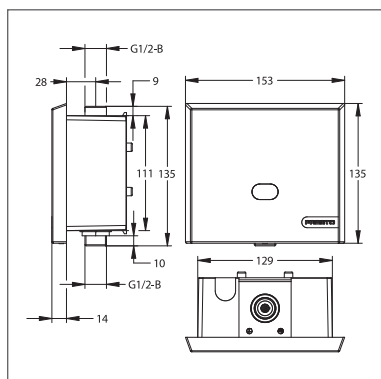
55372



## SENSÃO® 8400 N RIGHT-ANGLED INLET

55371

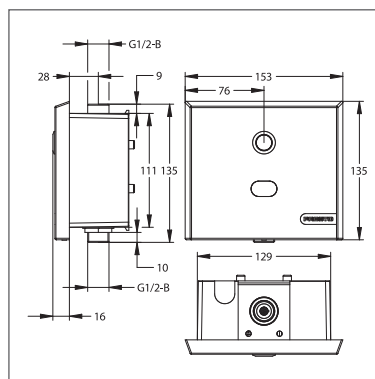
- Built-in battery
- 6 l/min
- With flow regulator
- 8 sec



## SENSÃO® 8300 N SENSÃO® 8100 N

55442, 55444

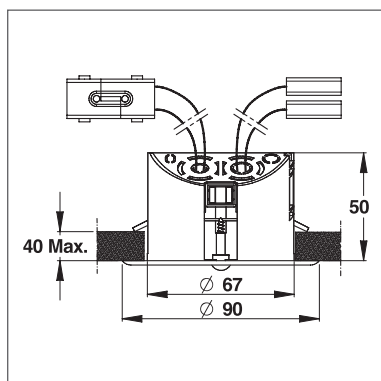
- Battery or power supply
- 8 l/min (with flow regulator)
- 20 l/min (w/o flow regulator)
- G 1/2"
- 6 sec



## SENSÃO® 8500® N SENSÃO® 8600® N

55438, 55440

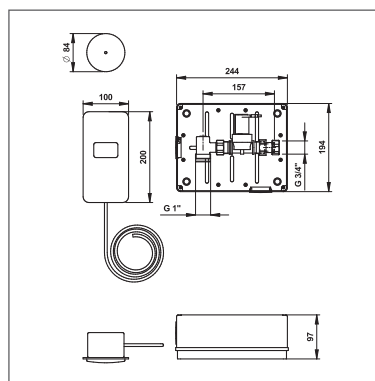
- Battery or power supply
- 8 l/min (with flow regulator)
- 20 l/min (w/o flow regulator)
- G 1/2"
- 6 sec



## SENSOR FOR SUSPENDED CEILING

52453, 52454

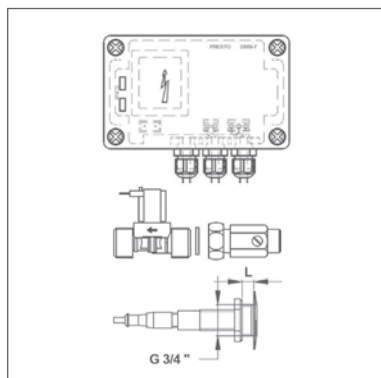
- 25 l/min - 104 l/min
- G 1/2" - G 3/4"
- 7 sec
- Transformer



## COMPLETE UNIT FOR BANKS OF URINALS

52914

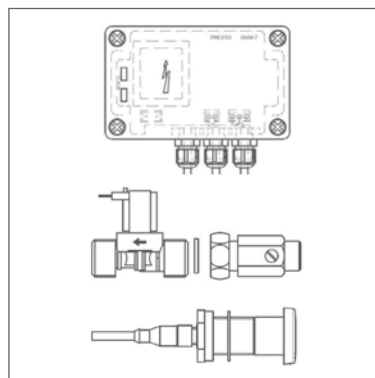
- 104 l/min
- G 3/4"
- 7 sec
- Transformer



## EXTRA-FLAT MODULAR DETECTION

52463, 52464, 52465

- 10 l/min
- G 3/4"
- 7 sec
- Configurable

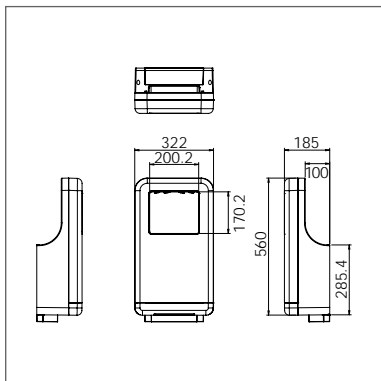


## MODULAR DETECTION

52401

- 10 l/min
- G 3/4"
- 7 sec
- Configurable

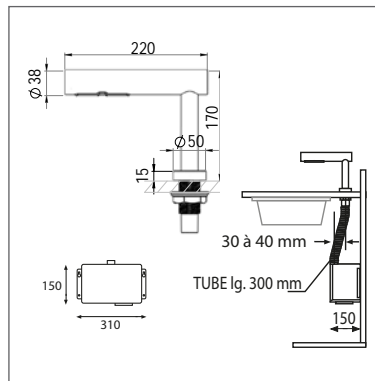




### E-DRY HAND DRYER

60362

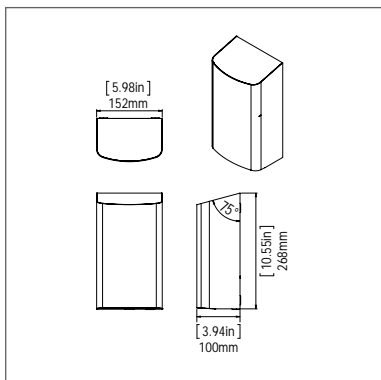
- 1600 W
- Airflow: 75 to 95 m/sec
- Sound vol: 69.9 to 72.8 dB



### H-DRY HAND DRYER

60361

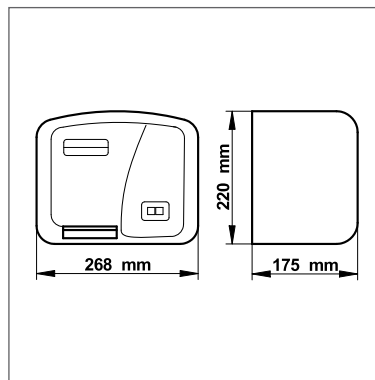
- 1000 W
- Airflow: 84 to 101 m/sec
- Sound vol: 68.5 to 70.5 dB



### C-DRY HAND DRYER

60364, 60365

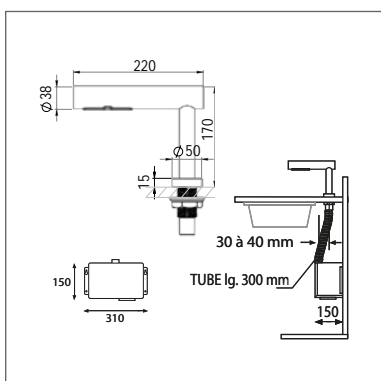
- 1000 W
- Airflow: 95 to 115 m/sec
- Sound vol: 69 to 76.6 dB



### S-DRY HAND DRYER

70637

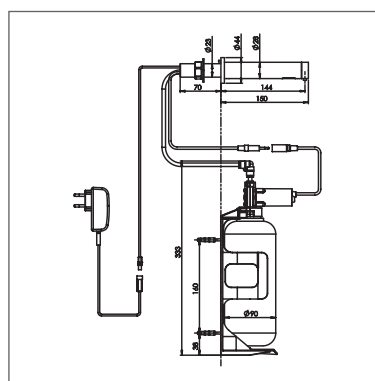
- 1800 W
- Airflow: 20.5 m/sec
- Sound vol: 52 to 58 dB
- ABS cover



### SOAP DISPENSER

52043

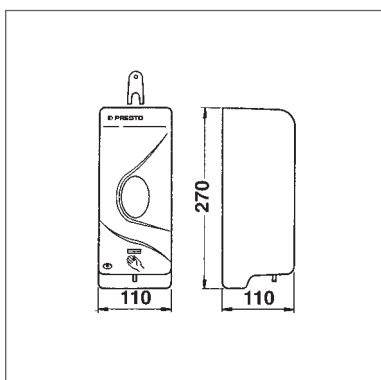
- 220 / 9 V transformer
- 1 litre bottle



### SOAP DISPENSER

52042

- Cross partition installation
- 220 / 9 V transformer
- 1 litre bottle



### SOAP DISPENSER

70630

- 950 ml dispenser
- Check window
- Anti-vandal key
- 1.5V battery not included

**PRESTO®**  
loves water



PRESTO celebrates 40 years of touchless sensor taps. Pioneer in terms of water saving, PRESTO has also combined it with a need for hygiene in place where taps and sanitary ware are shared. Thanks to its sensor tap ranges, it is possible to strictly follow hand washing recommendations and protocols, without witnessing wasted water running during soaping and hand drying steps.

Better suited for commercial and public place challenging environments (brightness variation, reflected lights, intensive use...) PRESTO solutions avoid unwanted water running or out of order taps because always on default mode. Easy installation and maintenance remain strong additional assets of PRESTO.



**PRESTO**

**PRESTO**

**LES ROBINETS PRESTO S.A.**



**7, RUE RACINE  
92542 MONTRouGE CEDEX - FRANCE**

**Tél. : +33 (0)1 46 12 34 56 | Fax : +33 (0)1 40 92 00 12**

**Email : [adv.export@presto.fr](mailto:adv.export@presto.fr)**

**[www.presto.fr](http://www.presto.fr) | [www.presto-group.com](http://www.presto-group.com) | [www.prestobim.com](http://www.prestobim.com)**