



THE FORD METER BOX COMPANY, INC.
CERTIFIED TO ISO 9001:2015
10002505

Section GA

09/2019

Web Revision 10/11/2019

Ford[®] Curb Boxes



Contents

	Page
Information	
Ford Arch Pattern and Minneapolis Pattern Curb Boxes with Lids	3
Ford Arch Pattern Curb Boxes	
Type HS Lid - Two Hole Style with 1" Upper Section.	4
Type PS Lid - Plug Style with 1" Upper Section.	4
Type PL Lid - Plug Style with 1-1/4" Upper Section.	4
Ford Minneapolis Pattern Curb Boxes	
How to Choose the Proper Minneapolis Curb Box for Ford Curb Stops	5
Type HS Lid - Two Hole Style with 1" Upper Section.	5
Type PS Lid - Plug Style with 1" Upper Section.	5
Type PL Lid - Plug Style with 1-1/4" Upper Section.	6
Type PXL Lid - Plug Style with 1-1/2" Upper Section	6
Ford Curb Box Accessories	
Stationary Rods	7
Shut-off Rods.	7
Parts for Ford Arch Pattern Curb Boxes	7
Parts for Minneapolis Pattern Curb Boxes.	7
Warranty	8

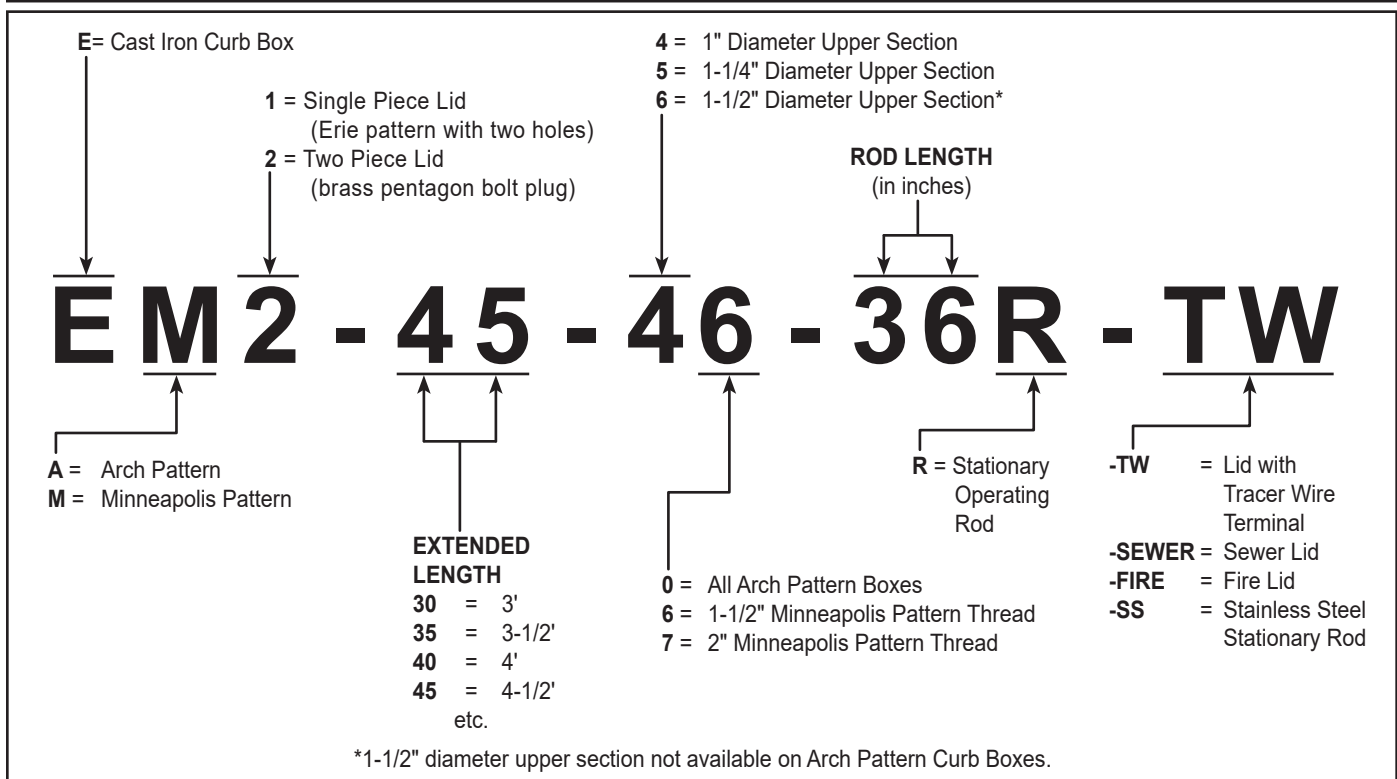
WARNING: CURB BOX INSTALLATION, MAINTENANCE AND SAFETY

To prevent a trip hazard and related issues, always make sure the top of the curb box lid remains flush with its surrounding surface.

Standard Packaging:

Ford Curb Boxes are banded on pallets — well protected and easy to handle.

Ford Curb Box Numbering System



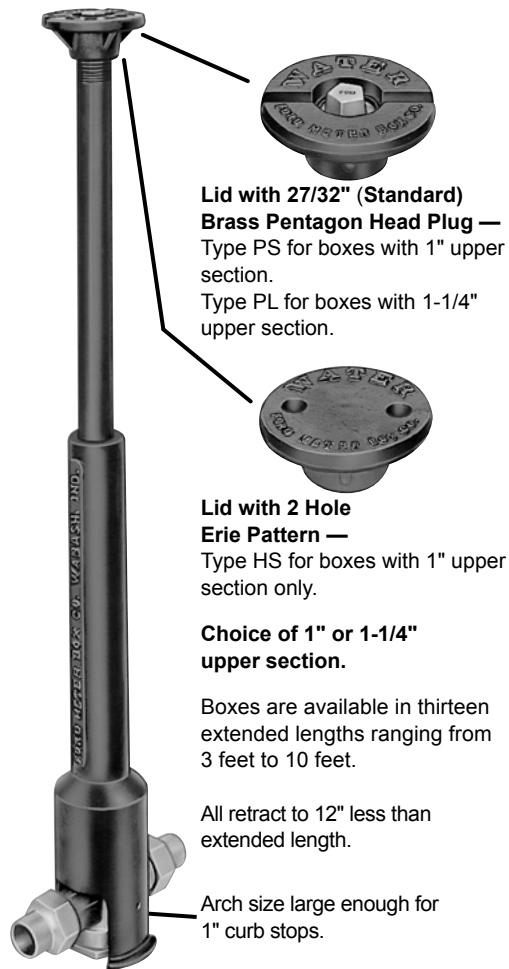
Information

Ford Arch Pattern and Minneapolis Pattern Curb Boxes

Arch Base

Extension Type Curb Box with Lid for Arch Pattern Base

For use with curb stops in sizes 1" and smaller. These curb boxes are also adaptable to 1-1/4", 1-1/2" and 2" curb stops by using the CB-7 Curb Box Base (shown below). All boxes are coated with e-coat epoxy. Lids and bases are cast iron – upper sections are steel pipe.



Curb Box Base

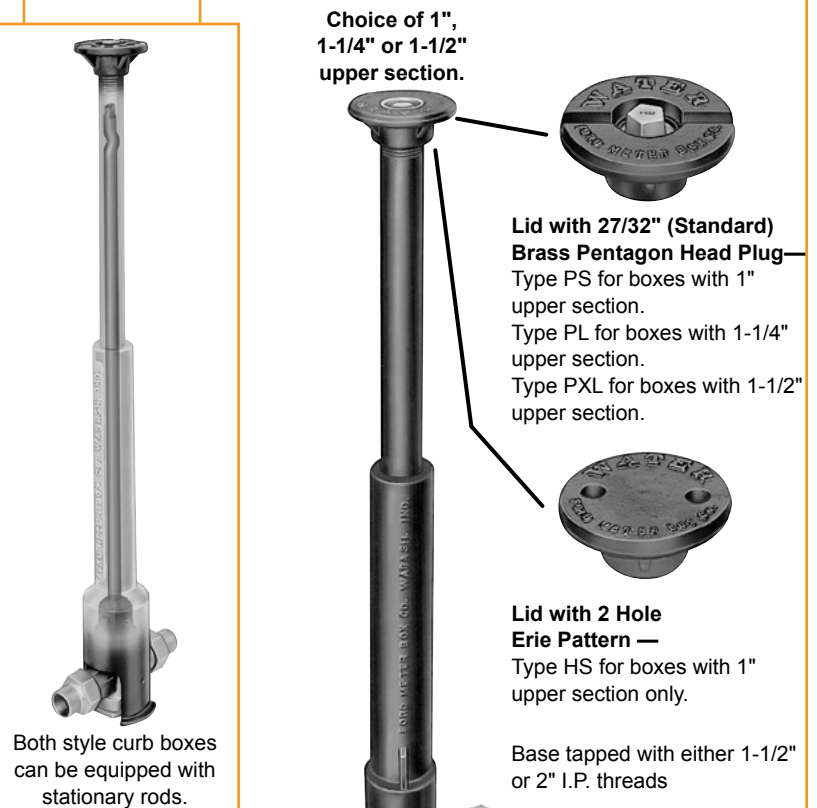
Fits over 1-1/4", 1-1/2" and 2" Ball Valve Curb Stops. Inserts into any curb box having a 2-7/8" or larger I.D. at bottom. Increases overall height of curb box by 5". Please consider the additional height when ordering rods. Cast Iron. Catalog Number: CB-7



Minneapolis Base

Extension Type Curb Box with Lid for Minneapolis Pattern Curb Stops

For use with curb stops in sizes 3/4" through 2". All boxes are coated with e-coat epoxy. Lids and bases are cast iron – upper sections are steel pipe.



Bushing—

Cast iron bushing adapts base tapped for 2" Minneapolis threads to curb stops with 1-1/2" Minneapolis threads.

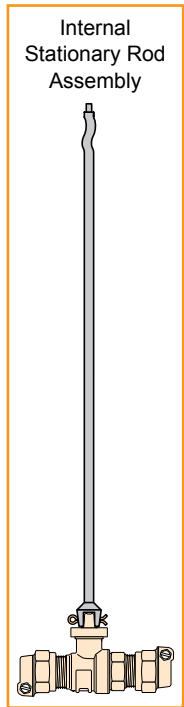
Catalog Number: CBB



Curb Stops shown are listed in Catalog Section G.

Ford Arch Pattern Curb Boxes

Arch Pattern Curb Boxes with 1" Upper Section Stationary Rod Included



TYPE HS-LID - TWO HOLE STYLE			
CATALOG NUMBER	EXTENDED LENGTH	ROD LENGTH	APPROX. WT. LBS.
EA1-30-40-18R	3'	18"	13.0
EA1-35-40-24R	3-1/2'	24"	14.0
EA1-40-40-30R	4'	30"	16.0
EA1-45-40-36R	4-1/2'	36"	17.0
EA1-50-40-42R	5'	42"	19.0
EA1-55-40-48R	5-1/2'	48"	19.0
EA1-60-40-54R	6'	54"	21.0
EA1-65-40-60R	6-1/2'	60"	22.0
EA1-70-40-66R	7'	66"	23.0
EA1-75-40-72R	7-1/2'	72"	24.0
EA1-80-40-78R	8'	78"	26.0
EA1-90-40-90R	9'	90"	28.0

TYPE PS-LID - PLUG STYLE			
CATALOG NUMBER	EXTENDED LENGTH	ROD LENGTH	APPROX. WT. LBS.
EA2-30-40-18R	3'	18"	14.0
EA2-35-40-24R	3-1/2'	24"	17.0
EA2-40-40-30R	4'	30"	16.0
EA2-45-40-36R	4-1/2'	36"	17.0
EA2-50-40-42R	5'	42"	19.0
EA2-55-40-48R	5-1/2'	48"	20.0
EA2-60-40-54R	6'	54"	21.0
EA2-65-40-60R	6-1/2'	60"	22.0
EA2-70-40-66R	7'	66"	24.0
EA2-75-40-72R	7-1/2'	72"	25.0
EA2-80-40-78R	8'	78"	26.0
EA2-90-40-90R	9'	90"	28.0

To order less stationary rod, remove the "-xxR" from the catalog number. Example: EA2-30-40

Arch Pattern Curb Boxes with 1-1/4" Upper Section Stationary Rod not Included



TYPE PL-LID - PLUG STYLE		
CATALOG NUMBER	EXTENDED LENGTH	APPROX. WT. LBS.
EA2-30-50	3'	14.0
EA2-35-50	3-1/2'	16.0
EA2-40-50	4'	17.0
EA2-45-50	4-1/2'	18.0
EA2-50-50	5'	19.0
EA2-55-50	5-1/2'	20.0
EA2-60-50	6'	21.0
EA2-65-50	6-1/2'	22.0
EA2-70-50	7'	24.0
EA2-75-50	7-1/2'	25.0
EA2-80-50	8'	26.0

To add stationary rod, add rod length to the end of catalog number. Example: EA2-30-50-18R. Rods listed on page 7.

Note: For Curb Boxes 1-1/4" and larger, Ford recommends shut-off rods over stationary rods for valve operation.

Ford Minneapolis Pattern Curb Boxes

Minneapolis Pattern Curb Boxes with 1" Upper Section
Stationary Rod Included



Type HS-LID - 2 hole style
"Erie Pattern"



Type PS-LID - Plug style
with standard pentagon bolt

HOW TO CHOOSE THE PROPER MINNEAPOLIS PATTERN CURB BOX FOR FORD CURB STOPS

DESCRIPTION OF CURB STOP	BASE THREAD SIZE
"BH", 3/4" and 1" Ball Curb Stops	1-1/2"
1-1/4", 1-1/2" and 2" Ball Curb Stops	2"
3/4" "Z" Type Inverted Key Curb Stops	1-1/2"
1" "Z" Type Inverted Key Curb Stops	2"

TYPE HS-LID - TWO HOLE STYLE BASE TAPPED 1-1/2"

CATALOG NUMBER	EXTENDED LENGTH	ROD LENGTH	APPROX. WT. LBS.
EM1-30-46-18R	3'	18"	12.0
EM1-35-46-24R	3-1/2'	24"	13.0
EM1-40-46-30R	4'	30"	14.0
EM1-45-46-36R	4-1/2'	36"	15.0
EM1-50-46-42R	5'	42"	17.0
EM1-55-46-48R	5-1/2'	48"	18.0
EM1-60-46-54R	6'	54"	19.0
EM1-65-46-60R	6-1/2'	60"	20.0
EM1-70-46-66R	7'	66"	22.0
EM1-75-46-72R	7-1/2'	72"	23.0
EM1-80-46-78R	8'	78"	24.0

TYPE HS-LID - TWO HOLE STYLE BASE TAPPED 2"

CATALOG NUMBER	EXTENDED LENGTH	ROD LENGTH	APPROX. WT. LBS.
EM1-30-47-18R	3'	18"	11.0
EM1-35-47-24R	3-1/2'	24"	13.0
EM1-40-47-30R	4'	30"	14.0
EM1-45-47-36R	4-1/2'	36"	15.0
EM1-50-47-42R	5'	42"	16.0
EM1-55-47-48R	5-1/2'	48"	18.0
EM1-60-47-54R	6'	54"	19.0
EM1-65-47-60R	6-1/2'	60"	20.0
EM1-70-47-66R	7'	66"	22.0
EM1-75-47-72R	7-1/2'	72"	23.0
EM1-80-47-78R	8'	78"	25.0

TYPE PS-LID - PLUG STYLE BASE TAPPED 1-1/2"

CATALOG NUMBER	EXTENDED LENGTH	ROD LENGTH	APPROX. WT. LBS.
EM2-30-46-18R	3'	18"	12.0
EM2-35-46-24R	3-1/2'	24"	13.0
EM2-40-46-30R	4'	30"	14.0
EM2-45-46-36R	4-1/2'	36"	16.0
EM2-50-46-42R	5'	42"	17.0
EM2-55-46-48R	5-1/2'	48"	18.0
EM2-60-46-54R	6'	54"	20.0
EM2-65-46-60R	6-1/2'	60"	21.0
EM2-70-46-66R	7'	66"	22.0
EM2-75-46-72R	7-1/2'	72"	23.0
EM2-80-46-78R	8'	78"	25.0

TYPE PS-LID - PLUG STYLE BASE TAPPED 2"

CATALOG NUMBER	EXTENDED LENGTH	ROD LENGTH	APPROX. WT. LBS.
EM2-30-47-18R	3'	18"	12.0
EM2-35-47-24R	3-1/2'	24"	13.0
EM2-40-47-30R	4'	30"	14.0
EM2-45-47-36R	4-1/2'	36"	16.0
EM2-50-47-42R	5'	42"	17.0
EM2-55-47-48R	5-1/2'	48"	18.0
EM2-60-47-54R	6'	54"	19.0
EM2-65-47-60R	6-1/2'	60"	21.0
EM2-70-47-66R	7'	66"	22.0
EM2-75-47-72R	7-1/2'	72"	23.0
EM2-80-47-78R	8'	78"	24.0

To order less stationary rod, remove the "-xxR" from the catalog number. Example: EM2-30-47

Ford Minneapolis Pattern Curb Boxes

Minneapolis Pattern Curb Boxes with 1-1/4" Upper Section

Stationary Rod not Included



Type PL-LID - Plug style
with standard pentagon bolt

TYPE PL-LID - PLUG STYLE BASE TAPPED 1-1/2"

CATALOG NUMBER	EXTENDED LENGTH	APPROX. Wt. LBS.
EM2-30-56	3'	13.0
EM2-35-56	3-1/2'	14.0
EM2-40-56	4'	15.0
EM2-45-56	4-1/2'	17.0
EM2-50-56	5'	18.0
EM2-55-56	5-1/2'	19.0
EM2-60-56	6'	20.0
EM2-65-56	6-1/2'	21.0
EM2-70-56	7'	22.0
EM2-75-56	7-1/2'	23.0
EM2-80-56	8'	25.0

TYPE PL-LID - PLUG STYLE BASE TAPPED 2"

CATALOG NUMBER	EXTENDED LENGTH	APPROX. Wt. LBS.
EM2-30-57	3'	13.0
EM2-35-57	3-1/2'	14.0
EM2-40-57	4'	15.0
EM2-45-57	4-1/2'	17.0
EM2-50-57	5'	18.0
EM2-55-57	5-1/2'	19.0
EM2-60-57	6'	20.0
EM2-65-57	6-1/2'	21.0
EM2-70-57	7'	22.0
EM2-75-57	7-1/2'	23.0
EM2-80-57	8'	25.0

To add stationary rod, add rod length to the end of catalog number. Example: EM2-30-56-18R. Rods listed on page 7.

Note: For Curb Boxes 1-1/4" and larger, Ford recommends shut-off rods over stationary rods for valve operation.

Minneapolis Pattern Curb Boxes with 1-1/2" Upper Section

Stationary Rod not Included



Type PXL-LID - Plug style
with standard pentagon bolt

TYPE PXL-LID - PLUG STYLE BASE TAPPED 2"

CATALOG NUMBER	EXTENDED LENGTH	APPROX. Wt. LBS.
EM2-35-67	3-1/2'	16.0
EM2-40-67	4'	17.0
EM2-45-67	4-1/2'	19.0
EM2-50-67	5'	20.0
EM2-55-67	5-1/2'	21.0
EM2-60-67	6'	22.0
EM2-65-67	6-1/2'	24.0
EM2-70-67	7'	25.0
EM2-75-67	7-1/2'	27.0
EM2-80-67	8'	28.0

Curb boxes with 1-1/4" or 1-1/2" upper sections are available with a tracer wire terminal on the curb box lid. Add "-TW" to the end of the catalog number. Example: EM2-50-57-TW.

To add a stationary rod, add rod length to the end of catalog number. Example: EM2-35-67-24R. Rods listed on page 7.

Note: For Curb Boxes 1-1/4" and larger, Ford recommends shut-off rods over stationary rods for valve operation.

Stationary Rods

(Attach to Curb Stop with brass cotter pin)

CATALOG NUMBER	ROD LENGTH	APPROX. Wt. LBS.
ROD-18	18"	2.0
ROD-24	24"	2.0
ROD-30	30"	2.5
ROD-36	36"	3.0
ROD-42	42"	3.5
ROD-48	48"	4.0
ROD-54	54"	4.0
ROD-60	60"	4.5
ROD-66	66"	5.0
ROD-72	72"	5.5
ROD-78	78"	6.0
ROD-90	90"	6.0

Stainless steel stationary rods and cotter pins are available. Add "-SS" to end of catalog number.

Ford Curb Box Accessories

Shut-off Rods

(For Curb Boxes with 1-1/4" and 1-1/2" upper section)

CATALOG NUMBER	ROD LENGTH	APPROX. Wt. LBS.
SROD-2	2'	2.5
SROD-3	3'	3.5
SROD-4	4'	4.5
SROD-5	5'	5.5
SROD-6	6'	6.5
SROD-8	8'	7.5
SROD-9	9'	8.5
SROD-10	10'	9.5



Parts and Accessories for Arch Pattern Boxes

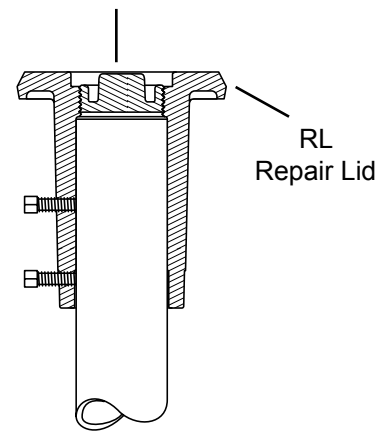
CATALOG NUMBER	DESCRIPTION	APPROX. Wt. LBS.
ITEMS FOR 1" UPPER SECTION STYLE		
PS-LID	Plug Type PS-LID	1.5
PS-LID-LP	Type PS-LID less plug	1.5
PS-LID-SEWER	Plug Type PS-LID with "Sewer" lettering	1.5
PS-LID-FIRE	Plug Type PS-LID with "Fire" lettering	1.5
P-PSL	1" IPS Plug only for Type PS-LID	0.3
HS-LID	Erie Type 2-hole HS-LID	1.5
HS-LID-SEWER	Erie Type 2-hole HS-LID with "Sewer" lettering	1.5
AB-4	Arch Base Only (with spring)	8.5
CB-7	Curb Box Base	9.0
SRK	22" Key for Stationary Rod	2.0
KEY-CB	Key for Pentagon Bolt for Plug Style lid	0.7
ITEMS FOR 1-1/4" UPPER SECTION STYLE		
PL-LID	Plug Type PL-LID	1.9
PL-LID-LP	Type PL-LID less plug	1.9
PL-LID-SEWER	Plug Type PL-LID with "Sewer" lettering	1.9
AB-5	Arch Base Only (with spring)	8.5
CB-7	Curb Box Base	9.0
P-PLL	1-1/4" IPS Plug only for Type PL-LID	0.3
RL	1-1/4" Repair Lid for PL Type	3.0
KEY-CB	Key for Pentagon Bolt for Plug Style lid	0.7

Parts for Minneapolis Pattern Boxes

CATALOG NUMBER	DESCRIPTION	APPROX. Wt. LBS.
ITEMS FOR 1" UPPER SECTION STYLE		
PS-LID	Plug Type PS-LID	1.5
PS-LID-LP	Type PS-LID less plug	1.5
PS-LID-SEWER	Plug Type PS-LID with "Sewer" lettering	1.5
PS-LID-FIRE	Plug Type PS-LID with "Fire" lettering	1.5
P-PSL	1" IPS Plug only Type PS-LID	0.3
HS-LID	Erie Type 2 hole HS-LID	1.5
HS-LID-SEWER	Erie Type 2 hole HS-LID with "Sewer" lettering	1.5
MB-64	Minneapolis Base Only (with spring) tapped 1-1/2"	6.8
MB-74	Minneapolis Base Only (with spring) tapped 2"	6.8
CBB	2"x1-1/2" Cast Iron Bushing	0.6
SRK	22" Key for Stationary Rod	2.0
KEY-CB	Key for Pentagon Bolt for Plug Style lid	0.7
ITEMS FOR 1-1/4" UPPER SECTION STYLE		
PL-LID	Plug Type PL-LID	1.9
PL-LID-LP	Type PL Lid less plug	1.9
PL-LID-TW	Type PL Lid with Tracer wire terminal	2.1
PL-LID-SEWER	Plug Type PL-LID with "Sewer" lettering	2.0
PL-LID-SEWER-TW	Type PL Lid, with "Sewer" lettering and Tracer Wire Terminal	2.1
P-PLL	1-1/4" IPS Plug only for Type PL-LID	0.3
RL	1-1/4" Repair Lid for PL Type	3.0
MB-65	Minneapolis Base Only (with spring) tapped 1-1/2"	7.0
MB-75	Minneapolis Base Only (with spring) tapped 2"	7.0
CBB	2"x1-1/2" Cast Iron Bushing	0.6
KEY-CB	Key for Pentagon Bolt for Plug Style lid	0.7
ITEMS FOR 1-1/2" UPPER SECTION		
MB-76	Minneapolis Base Only (with spring) tapped 2"	7.0
PXL-LID	Plug Type PXL-LID	2.5
PXL-LID-TW	Type PXL Lid with Tracer Wire Terminal	2.6
P-PXL	1-1/2" IPS Plug only for Type PXL-LID	0.3
CBB	2"x1-1/2" Cast Iron Bushing	0.6
KEY-CB	Key for Pentagon Bolt for Plug Style lid	0.7



Brass Lid Plug with standard pentagon bolt



CB-7 Curb Box Base



Section GA

Ford[®] Curb Boxes

Warranty

All merchandise is warranted to be free from defects in material and factory workmanship for one year from date of shipment from our factory. We will provide, free of charge, new products in equal quantities for any that prove defective within one year from date of shipment from our factory. Manufacturer shall not be liable for any loss, damage, or injury, direct or consequential, arising out of the use of or the inability to use the product. Before using, user shall determine the suitability of the product for user's intended use and user assumes all risk and liability whatever in connection therewith. No claims for labor or consequential damage will be allowed. The foregoing may not be changed except by agreement signed by an officer of the manufacturer.

No other warranties are applicable or may be implied, including the implied warranty of merchantability and the implied warranty of fitness for particular purpose and any warranty relating to infringement or the like, all of which are disclaimed.

Parties responsible for monitoring and maintaining proper water system design must exercise full responsibility in understanding the full intent and scope of applicable lead laws.

Please Note:

Consult The Ford Meter Box Company, Inc. website (www.fordmeterbox.com) for the most recent catalog information. The Ford Meter Box Company considers the information in this catalog to be correct at the time of publication. Items and option availability, including specifications, are subject to change without notice. Please verify that your product information is current.



The Ford Meter Box Co., Inc. 775 Manchester Avenue, P.O. Box 443, Wabash, Indiana, USA 46992-0443
Telephone: 260-563-3171 FAX: 800-826-3487 Overseas FAX: 260-563-0167 www.fordmeterbox.com