

# Shower drainage with style







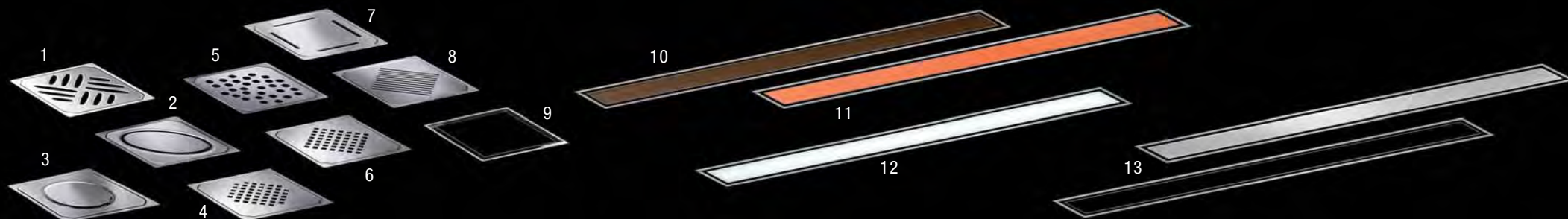
# Barrier-free bathroom draining

## Bathroom drains | Shower channels | Wall drains

Lifestyle, relaxation, water, individuality are all themes that are integrated into today's modern bathroom design.

Designer faucets, sinks, shower heads and tiles all play a role in planning a top notch bathroom. Finally, to complete this package, KESSEL has brought to the market a new line of a architecturally designed and German engineered shower drains and channels offering previously unavailable choices.

So, the slate is clean. Let your fantasy and creative mind guide you through the planning of your dream bathroom as KESSEL introduces the bathroom drain collection.



■ Bathroom drains with Design covers

- |                 |                   |                    |
|-----------------|-------------------|--------------------|
| 1 <i>Kessel</i> | 4 <i>Cross</i>    | 7 <i>Slot</i>      |
| 2 <i>Oval</i>   | 5 <i>Festival</i> | 8 <i>Sticks</i>    |
| 3 <i>Spot</i>   | 6 <i>Parade</i>   | 9 <i>Invisible</i> |

■ *Linearis Comfort* shower channels  
in wood look

- |                 |                    |
|-----------------|--------------------|
| 10 <i>Wengé</i> | 11 <i>Burlwood</i> |
|-----------------|--------------------|

■ *Linearis Comfort* shower channels  
12 *Light*

■ *Linearis Compact/Comfort* shower channels  
13 Stainless steel cover can be turned and tiled

# Gems for your bathroom







■ **Scada wall drains** with or without LED lights

14 **Stainless steel** cover

15 **Invisible** cover

16 **Wave** cover

## Design brought to the point

**Design covers** for bathroom drains ..... 06 – 07

## Design right down the line

*Linearis Compact* shower channel ..... 08 – 09

*Linearis Comfort* shower channel ..... 10 – 11

*Linearis Comfort Light* shower channel ..... 12 – 13

## Design for demanding applications

**Scada wall drains** ..... 14 – 15

## Product overview

**Bathroom drains, shower channels, wall drains** ..... 16 – 17

**Bathroom drains** with design covers/drains – advantages, system overview ..... 18 – 19

*Linearis* design shower channels – advantages, system overview ..... 20 – 23

**Scada wall drains** ..... 24 – 25

**System overview design covers/drains System 100** ..... 26

Quality from tradition ..... 27



- An award winning design in an elegant look. Manufactured from high grade stainless steel:



*Kessel*



*Oval*



*Spot*



*Cross*



*Festival*




*Parade*



*Slot*



*Sticks*



*Invisible*


# Design brought to the point

## Design covers for bathroom drains

Alongside the award winning design, **KESSEL** products are manufactured to the highest standards and are also engineered to perform their intended task, flawless drainage. These aspects have made the **KESSEL** collection the top choice for bathrooms, showers, spas and fitness centers in private, commercial and public areas for the new construction and renovation markets.



**Design covers for bathroom drains**







■ High quality stainless steel cover and rim

■ Reverse side of channel cover is recessed for floor tile / natural stone insertion

■ Elegant and modern design


## In the mood for more options

### ***Linearis Compact* shower channel**

Shower channels in a classic, timeless design. Minimalistic impression fits elegantly in a purist bathroom design. The finely finished channel surface and perimeter stainless steel frame result in a visual interplay between the shimmering matt and glossy surfaces. Most importantly the center channel can be installed with the stainless steel surface facing up, or reversed to offer a recessed side where the bathroom tile or natural stone surface can be installed. Two very different visual options, all in the same shower channel.



*Linearis Compact shower channel*






■ Creative variations for  
your personal space



*Stainless steel*



*Tiled*



*Wengé*



*Burl wood*

## Natural feeling of comfort

### ***Linearis Comfort* shower channel**

Sensually calm. Warm ambiance. A feeling of well-being in tune with nature. The natural wood design options play to this style and can provide either a contrasting or harmonious design element.

The vertical adjustability of these shower channels make them ideal for use with custom floor surfaces with different thicknesses such as granite, marble or designer floor tiles. The stainless steel center channel can be reversed and tiled for a seamless integration into the complete bathroom design.



*Linearis Comfort shower channel*







■ Channel with LED backlighting

■ With maintenance free induction power technology

## Highlights for my bathroom

### ***Linearis Comfort Light* shower channel**

***Linearis Comfort Light*** illuminates the shower's wet zone for an unusual focal point in modern bathrooms. Come back home in the evening, close the door to the outside world, relax, enjoy a shower at your pace. In a bathroom designed only for you.

*Linearis Comfort Light* shower channel





- Choice of four design covers – each of them can be combined with LED lights for a special atmosphere. With automatic colour changing or selection option of specific light colour.



**Scada in stainless steel AISI 304**  
for floor tiles up to 10 mm



**Scada in stainless steel AISI 304**  
for floor tiles up to 17 mm



**Scada Invisible**



**Scada Wave**

## Design for demanding applications

### **Scada wall drain**

The **Scada** wall drain offers completely new design possibilities for barrier-free bathrooms. There is a choice of four different drain covers all made of stainless steel: two are in a smooth finish for different tile thicknesses, one is an almost invisible cover which can be tiled over, and the fourth is in a unique and innovative wave-look design.

As a unique highlight, all the covers are also offered with soothing LED backlighting strips in the colours velvet red, valley green, pacific blue or with rainbow effect with gradual automatic changes between colours.



*Scada wall drain*







## Product overview

Bathroom drains | Shower channels | Wall drains







- Award-winning design covers made of solid stainless steel, class K 3 / L 15.

- One cover can be tiled to offer an "invisible" look.



- **Lock & Lift** system: Locking and removal device at the same time
- Removable hair filter

- **Multistop** odour, foam, rodent and insect stop
- Fire-protection insert **Fire-Kit** with vertical outlet and odour trap for drain bodies *Ecoguss* and *Practicus*

- Upper sections can be twisted, tilted and height-adjusted
- Shallow bed upper sections can also be moved for adaptation to the tile pattern

# Bathroom drains

## Advantages at a glance, system overview

### Combination possibilities design and technology

A large selection of design covers including drain bodies, waterproof sealing flanges and accessories.

On the right you will find an overview of the combination possibilities for the **KESSEL** upper sections combined with **KESSEL** drainage systems.

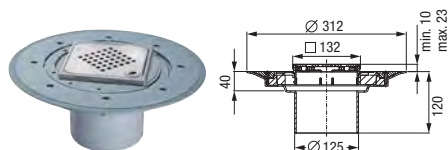


**KESSEL upper section with design cover**

...choice of eight design covers □ 120 mm made of solid stainless steel or one design cover that can be tiled over:



**1** Upper section  
made of ABS,  
frame □ 132 mm



**2** Variofix shallow bed upper section  
made of ABS, frame □ 132 mm  
flange Ø 312 mm



Kessel Oval Spot Cross Festival Parade Slot Sticks Invisible

<b>1</b>	with <b>Lock &amp; Lift</b>	48 201	48 202	48 221	48 213	48 215	48 224	48 219	48 217	48 211
	without <b>Lock &amp; Lift</b>	48 225	48 226	48 220	48 212	48 214	48 223	48 218	48 216	-
<b>2</b>	with <b>Lock &amp; Lift</b>	48 904	48 905	48 621	48 613	48 615	48 624	48 619	48 617	48 906
	without <b>Lock &amp; Lift</b>	48 625	48 626	48 620	48 612	48 614	48 623	48 618	48 616	-

**Accessories**

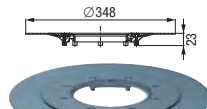

**Multistop**  
odour, foam,  
rodent and  
insect stop  
**48 500**



**Hair filter**  
made of polymer  
**48 700**



**Fire-protection insert Fire-Kit**  
Only for *Ecoguss* / *Practicus* drains  
with vertical outlet and odour trap  
Ø 58/78/83 or 50/75 **48 099**  
Ø 110 **48 100**  
with approval Z-19.17-1719



**Glue flange** made of ABS  
with counter flange, Ø 348 mm  
(also for composite seal)  
**48 410**

Note: can be combined with drain bodies and extension sections 48 989, 48 987



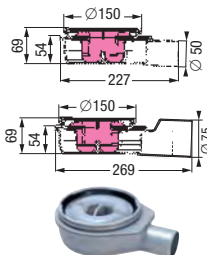
**Pressure sealing flange**  
made of stainless steel  
Ø 273 mm  
**48 402**



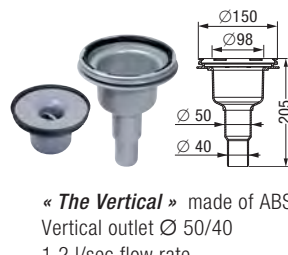
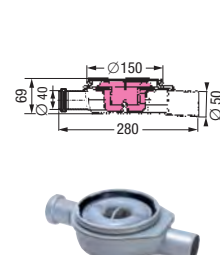
**Extension section**  
made of PP  
with lip seal  
• with inlet **48 989**  
• without inlet **48 987**



**Quick-Fit the passage seal**  
for core drillings, for *Ecoguss* / *Practicus*  
drain bodies with vertical outlet  
• with fire protection<sup>1)</sup> **48 990** with approval Z-19.17-1719  
• without fire protection **48 991**

**Drain bodies**
<sup>1)</sup> only in combination with **Fire-Kit** protection insert


**« The Ultraflat »** made of ABS  
1,0 l/sec flow rate, with odour trap, sealing water height 30 mm  
Lateral outlet Ø 50 **45 700**  
Lateral outlet Ø 75 **45 770**

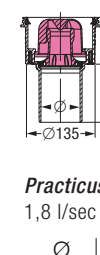
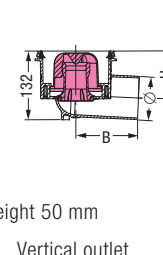


**« The Vertical »** made of ABS  
Vertical outlet Ø 50/40  
1,2 l/sec flow rate  
with odour trap  
for fitting in upper section  
sealing water height 50 mm  
**45 254**



**Ecoguss** with odour trap  
1,8 l/sec flow rate, sealing water height 50 mm

Ø	Lateral outlet	Vertical outlet
58	<b>48 358</b>	<b>48 458</b>
78	<b>48 378</b>	<b>48 478</b>
83	<b>48 383</b>	<b>48 483</b>
110	<b>48 311</b>	<b>48 411</b>



**Practicus** made of PP, with odour trap  
1,8 l/sec flow rate, sealing water height 50 mm

Ø	Lateral outlet	Vertical outlet
50	<b>45 150</b>	<b>45 250</b>
75	<b>45 170</b>	<b>45 270</b>
-	-	-
110	<b>45 110</b>	<b>45 210</b>



- Complete channels with integrated drain body – compact design for minimum installation depth e.g. **Linearis Compact** installation depth flange only 65 mm

- Height of frame and cover can also be adjusted. Channel frame can be adjusted to covering thickness of up to 22 mm **Linearis Comfort**

- High flow performance: the **Linearis Compact** offers 36 lit/min flow (at 10mm head)

- Easy cleaning and care. Removable channel cover, odour trap and hair filter – exemplary hygiene in the shower area

- KESSEL shower drains with LED backlighting offer the safe and proven cable free induction power technology

## Shower channels


### Advantages at a glance, system overviews

### Individuality right down the line

The following pages offer an overview of KESSEL shower channels. Page 21 showing the complete drainage channels followed by pages 22 and 23 which display the available combinations and the optional accessories from KESSEL.





**KESSEL shower channels *Linearis Comfort******Linearis Comfort* shower channel**

with drain body, lateral outlet Ø 50, with odour trap, sealing water height 22 mm

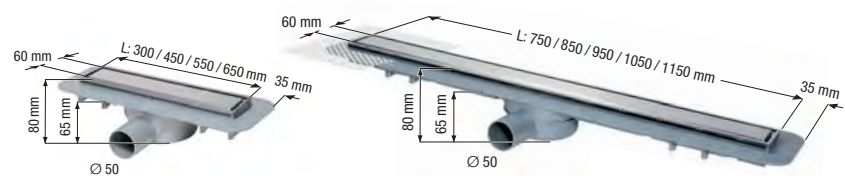
- **2 different covers available**

1,0 l/sec flow rate without threshold, 1,1 l/sec flow rate with 10 mm threshold

Covers  
Stainless steel \*  
Light

Covers	750 mm	850 mm	950 mm	1050 mm	1150 mm
Stainless steel *	45 600.83	45 600.84	45 600.85	45 600.86	45 600.87
Light	45 600.83 IC	45 600.84 IC	45 600.85 IC	-	45 600.87 IC

\*) Stainless steel rim can be turned and tiled

**KESSEL shower channels *Linearis Compact******Linearis Compact* shower channel**

with drain body, lateral outlet Ø 50, with odour trap, sealing water height 22 mm

- **Stainless steel cover**

0,5 l/sec flow rate without threshold, 0,6 l/sec flow rate with 10 mm threshold


Covers  
Stainless steel \*

Covers	300 mm	450 mm	550 mm	650 mm	750 mm
Stainless steel *	45 600.59	45 600.60	45 600.61	45 600.62	45 600.63
	850 mm	950 mm	1050 mm	1150 mm	
	45 600.64	45 600.65	45 600.66	45 600.67	


\*) Stainless steel rim can be turned and tiled

**Accessories****Multistop**


odour, foam, rodent  
and insect stop  
**48 400**

**Hair filter**

made of polymer  
**48 800**

**Installation aid**

used instead of lining with screed  
*Linearis Comfort* **48 640** | *Linearis Compact* **48 639**

**Waterproofing seal**

can be shortened to match the channel length  
**48 638**

1,0 l/sec flow rate without threshold, 1,1 l/sec flow rate with 10 mm threshold

Covers

*Stainless steel \**

*Ligh*

Wengé

*Burl wood*

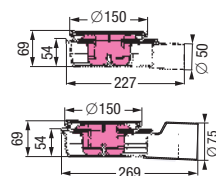
\*) Stainless steel rim can be turned and tiled

750 mm	850 mm	950 mm	1050 mm	1150 mm
48 928 S	48 929 S	48 930 S	48 931 S	48 932 S
48 928 IC	48 929 IC	48 930 IC	-	48 932 IC

on request

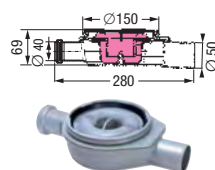
on request

## Drain bodies

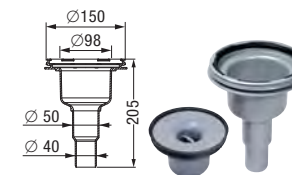


« **The Ultraflat** » made of ABS  
Lateral outlet Ø 50 / Ø 75  
1,0 l/sec flow rate according to  
EN 1253-1 – 20 mm threshold  
with odour trap  
sealing water height 30 mm

Ø 50	<b>45 700</b>
Ø 75	<b>45 770</b>



« **The Ultraflat** » made of ABS  
Lateral outlet Ø 50  
Lateral inlet DN 40  
1,0 l/sec flow rate according to  
EN 1253-1 – 20 mm threshold  
with odour trap  
sealing water height 30 mm  
**45 701**

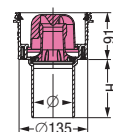
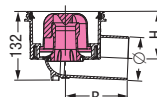


« **The Vertical** » made of ABS  
Vertical outlet Ø 50/40  
1,2 l/sec flow rate according to  
EN 1253-1 – 20 mm threshold  
with odour trap  
for fitting in upper section  
sealing water height 50 mm  
**45 254**

**Ecoguss** with odour trap

1,8 l/sec flow rate, sealing water height 50 mm

Ø	Lateral outlet	Vertical outlet
58	48 358	48 458
78	48 378	48 478
83	48 383	48 483
110	48 311	48 411



**Practicus** made of PP with odour trap

1,8 l/sec flow rate, sealing water height 50 mm

Ø	Lateral outlet	Vertical outlet
50	45 150	45 250
75	45 170	45 270
-	-	-
110	45 110	45 210


The **Linearis Comfort** shower channel inserts already include an odour trap. For this reason, the odour trap must be removed from the drain body during installation.



## Accessories




**Multistop**  
odour, foam, rodent  
and insect stop  
**48 400**



**Hair filter**  
made of polymer  
**48 800**



**Installation aid**  
used instead of lining with screed  
**48 640**



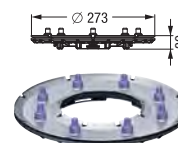
**Waterproofing seal**  
can be shortened to match the channel length  
**48 638**



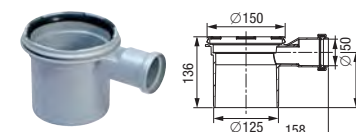
**Quick-Fit the passage seal**  
for core drillings, for *Ecoguss / Practicus*  
drain bodies with vertical outlet  
• with fire protection<sup>1)</sup> **48 990** with approval Z-19.17-1719  
• without fire protection **48 991**



**Glue flange** made of ABS  
with counter flange, Ø 348 mm  
(also for composite seal)  
**48 410**



**Pressure sealing flange**  
made of stainless steel  
Ø 273 mm  
**48 402**



**Extension section**  
made of PP  
with lip seal  
• with inlet **48 989**  
• without inlet **48 987**

<sup>1)</sup> suitable for *Linearis Super60* and *Linearis*, only in combination with **Fire-Kit** protection insert



- Adjustable installation supports guarantee straightforward setting of the installation height of only 80 mm up to the top tile edge and individual wall clearances for dry- and wet-wall constructions (1).
- Three installation options for brick and mortar, drywall (2) and also available with the **Scada** wall drain pre-installed in a board with integrated drainage slopes (3).
- Easy cleaning and maintenance. The drain cover can simply be removed without any tools, the odor trap can then be removed by hand offering full access to the interior of the drain body for cleaning (4) and maintenance purposes.
- Superior design. Three drain covers manufactured from high stainless steel along with a fourth recessed cover for on-site tiling. Opening up new possibilities in shower design.
- **Scada**-version with LED lights for an atmospheric ambience (5) with automatic colour changing or selection option of specific light colour.



## Wall drains


### Advantages at a glance, system overview

### Barrier-free creativity

Top material quality as well as convenient installation conditions and flexible connection possibilities are the advantages of the **Scada** wall drain.

Four high-quality drain covers made of stainless steel, one of which can be tiled over, stand for a clear design. A choice of optional LEDs in different colours makes the **Scada** wall drain the highlight of the most modern bathrooms.



**KESSEL Scada wall drains without LED lights / with LED lights**


**Scada wall drain** made of ABS  
with a choice of covers  
with / without LED lights  
with odour trap, sealing water height 22 mm,  
with flange for alternative sealing,  
Ø 50 outlet (connection possibilities  
at the front, left or right side)

H1 = Upper edge flange 65-200 mm

H2 = Upper edge tile 80-215 mm

H3 = Overall height 218-353 mm  
(incl. installation supports)

**Scada  
invisible cover**

can be tiled over with tiles  
up to 10 mm



W x H 296 x 61 mm for  
floor tiles up to 10 mm

**Scada  
stainless steel cover**


W x H 312 x 74 mm for  
floor tiles up to 10 mm


**Scada  
Wave cover**


W x H 312 x 74 mm for  
floor tiles up to 10 mm


**Scada  
stainless steel cover**



W x H 312 x 67 mm for  
floor tiles up to 17 mm

**Scada drain body and cover**

without LED	48 000.01	48 000.02	48 000.03	48 000.04
with RGB LED 	48 003.41	48 003.42	48 003.43	48 003.44

**Scada drain body in ① installation board 900 x 200 mm or ② installation board 1200 x 200 mm and drain cover**

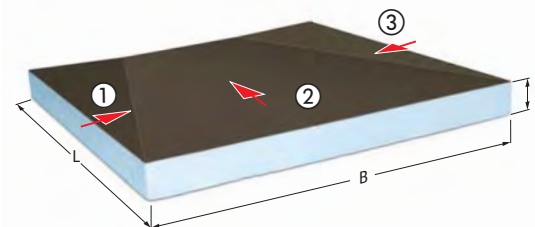

without LED	① 48 001.01 ② 48 002.01	① 48 001.02 ② 48 002.02	① 48 001.03 ② 48 002.03	① 48 001.04 ② 48 002.04
with RGB LED 	① 48 004.41 ② 48 005.41	① 48 004.42 ② 48 005.42	① 48 004.44 ② 48 005.43	① 48 004.44 ② 48 005.44


**Accessories**
**Multistop**

odour, foam, rodent and insect stop  
48 400


**Hair filter**

made of polymer  
48 800



**For models with installation board:  
shower base board with integrated slope  
with integrated 3-sided slope**

900 x 900 x 80 mm (L x B x H) **48051**  
Slope: ① 2,4 % ② 0,8 % ③ 2,4 %

1200 x 1200 x 85 mm (L x B x H) **48052**  
Slope: ① 3,7 % ② 1,1 % ③ 3,7 %


### KESSEL shower channels upper sections *Linearis Comfort*

#### Shower channel upper section *Linearis Comfort*

with removable odour trap,  
sealing water height 50 mm

• **Stainless steel cover**

0,6 l/sec flow rate with 10 mm threshold



Covers	750 mm
Stainless steel *	45 600.83

\*) Stainless steel rim can be turned and tiled




Upper section  
made of ABS,  
frame 120 mm

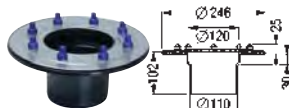


	Kessel	Oval	Spot	Cross	Festival	Parade	Slot	Sticks	Invisible
with <b>Lock &amp; Lift</b>	48 201	48 202	48 221	48 213	48 215	48 224	48 219	48 217	48 211
without <b>Lock &amp; Lift</b>	48 225	48 226	48 220	48 212	48 214	48 223	48 218	48 216	-

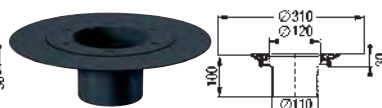
### Accessories




**Glue flange**  
made of ABS  
with counter flange,  
Ø 332 mm  
(also for composite seal)  
**43 401**




**Extension section**  
made of PP,  
with pressure sealing flange,  
Ø 246 mm  
**27 198**



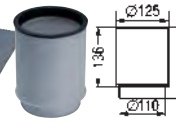
**Extension section**  
made of ABS  
with counter flange,  
Ø 310 mm  
**27 199**



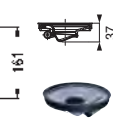
**Glue flange and waterproof membrane** (made of PVC)  
membrane pre-mounted,  
1200 x 1200 mm **43 401.91**  
1800 x 2000 mm **43 401.93**  
membrane without punched-out hole,  
1800 x 2000 mm **43 711**




**Elastomer waterproof membrane**  
500 mm  
in PVC **43 710**  
in EPDM **43 730**



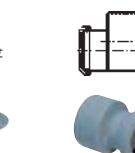
**Extension section**  
made of PP,  
with lip seal,  
**27 146**



**Multistop**  
odour, foam,  
rodent and  
insect stop  
**43 500**

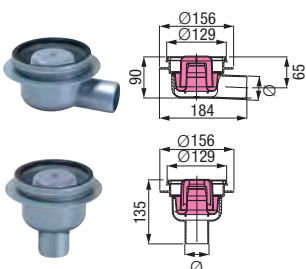


**Hair filter**  
made of  
polymer  
**43 700**



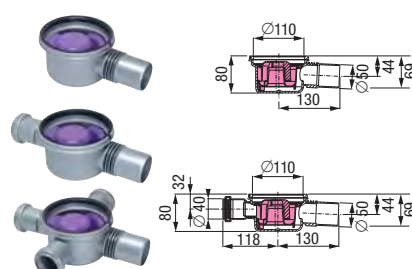
**Transition section**  
with sealing  
ring Ø 50  
Ø 50/75 **27 126**  
Ø 50/40 **27 118**

### Drain bodies



**Classic** made of ABS  
0,8 l/sec flow rate\*  
sealing water height 50 mm

	with odour trap	without odour trap
Lateral outlet	Ø 50 <b>40 150</b> Ø 75 <b>40 170</b>	Ø 50 <b>40 151</b> Ø 75 <b>40 171</b>
Vertical outlet	Ø 50 <b>40 250</b> Ø 75 <b>40 270</b>	Ø 50 <b>40 251</b> Ø 75 <b>40 271</b>



**« The Superflat »** made of PP  
0,8 l/sec flow rate\*, with odour trap,  
sealing water height 30 mm

Lateral outlet Ø 50	
Without lateral inlet	<b>42 700</b>
One lateral inlet Ø 40	<b>42 701</b>
Three lateral inlets Ø 40	<b>42 703</b>



**Floordrain ME** made of ABS  
three lateral inlets Ø 55,  
one lateral outlet Ø 82,  
1,8 l/sec flow rate, with odour trap,  
glue connection acc. to BS 5255  
**37 3001**

Conversion kits  
"DIN push-fit connection" **37 3008**  
"DIN glue connection" **37 3007**

\* according to EN 1253-1 (20 mm threshold)





The highest quality standards, attention to detail, drive to perfection and continuous innovation has established KESSEL as one of the worldwide leading manufacturers in the drainage technology field.

Working to these standards and with the most modern technology allowed Kessel to establish a Design Line of drainage products.

These high end products are designed, developed, produced and tested all by KESSEL in our German headquarters - they are truly Made in Germany. These products are not only for private and domestic applications but also ideal for large commercial and public projects as well as renovation work.

# Quality from tradition made in Germany

