



7

Pool-Side Equipment



INDEX

| | Page |
|----------------------------|------|
| 1- LADDERS | 112 |
| 2- HYDRAULIC LIFTING | 115 |
| 3- HANDRAILS | 115 |
| 4- SHOWERS | 117 |
| 5- FOOT WASH COLUMN & BASE | 122 |
| 6- HYDROBIKE | 122 |
| 7- HYDRO MASSAGE CHAIRS | 123 |
| 8- DIVING BOARDS | 125 |
| 9- SLIDES | 127 |
| 10- WATER FALL FOUNTAINS | 128 |
| 11- WATER FALL GAMES | 130 |
| 12- OVERFLOW GRATING | 131 |

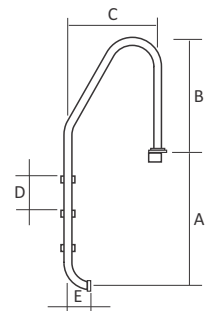
Pool-Side Equipment

1- LADDERS

- Made of Ø43 AISI-304 stainless steel handrails (AISI-316 available on order)
- Separation between handrails: 500 mm.
- Soft plastic bottom supports.
- Supplied with all necessary fittings for attachment.
- With plastic anchoring and stainless steel trims.



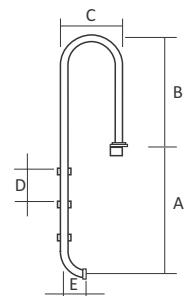
STANDARD LADDER



| CODE | | | TREADS | DIMENSIONS | | | | | PACKING | WEIGHT | VOLUME |
|----------|-------|---------|--------|------------|-----|-----|-----|-----|---------|--------|--------|
| STANDARD | LUXE | PLASTIC | | A | B | C | D | E | | | |
| L-101 | L-105 | L-109 | 2 | 696 | 608 | 610 | 250 | 180 | 1 | 9.6 | 0.057 |
| L-102 | L-106 | L-110 | 3 | 946 | 608 | 610 | 250 | 180 | 1 | 12 | 0.067 |
| L-103 | L-107 | L-111 | 4 | 1196 | 608 | 610 | 250 | 180 | 1 | 15 | 0.078 |
| L-104 | L-108 | L-112 | 5 | 1446 | 608 | 610 | 250 | 180 | 1 | 16 | 0.088 |



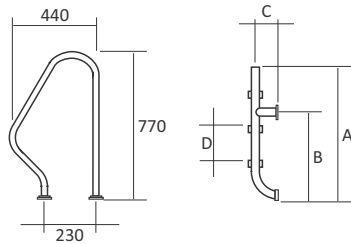
MURO LADDER



| CODE | | | TREADS | DIMENSIONS | | | | | PACKING | WEIGHT | VOLUME |
|----------|-------|---------|--------|------------|-----|-----|-----|-----|---------|--------|--------|
| STANDARD | LUXE | PLASTIC | | A | B | C | D | E | | | |
| L-201 | L-205 | L-209 | 2 | 696 | 620 | 350 | 250 | 180 | 1 | 9.0 | 0.038 |
| L-202 | L-206 | L-210 | 3 | 946 | 620 | 350 | 250 | 180 | 1 | 12.7 | 0.045 |
| L-203 | L-207 | L-211 | 4 | 1196 | 620 | 350 | 250 | 180 | 1 | 13.6 | 0.052 |
| L-204 | L-208 | L-212 | 5 | 1446 | 620 | 350 | 250 | 180 | 1 | 14.8 | 0.059 |

TWO PIECE LADDER

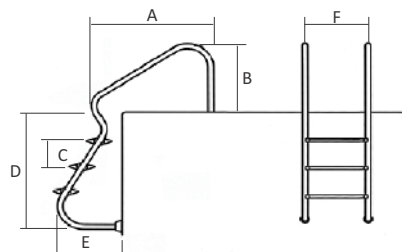
- Composed by lower and upper part with plates, plugs and screws.
- Made in S.Steel AISI 304 (316 on demand).



| CODE | | | DESCRIPTION | TREADS | DIMENSIONS | | | | PACKING WEIGHT VOLUME | | |
|----------|-------|---------|-------------------------------------|--------|------------|------|-----|-----|-----------------------|----------------|-------|
| STANDARD | LUXE | PLASTIC | | | A | B | C | D | kg | m ³ | |
| L-501 | L-505 | L-509 | Symmetrical upper part & Lower part | 2 | 470 | 310 | 190 | 250 | 1 | 10 | 0.057 |
| L-502 | L-506 | L-510 | Symmetrical upper part & Lower part | 3 | 720 | 560 | 190 | 250 | 1 | 12 | 0.067 |
| L-503 | L-507 | L-511 | Symmetrical upper part & Lower part | 4 | 970 | 810 | 190 | 250 | 1 | 14 | 0.078 |
| L-504 | L-508 | L-512 | Symmetrical upper part & Lower part | 5 | 1220 | 1060 | 190 | 250 | 1 | 16 | 0.088 |

EASY ACCESS LADDER

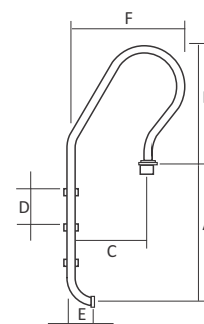
- Composed by lower and upper part with plates, plugs and screws.
- Made in S.Steel AISI 316.



| CODE | TREADS | DIMENSIONS | | | | | | PACKING WEIGHT VOLUME | | |
|-----------|--------|------------|-----|-----|------|-----|-----|-----------------------|----------------|-----|
| | | A | B | C | D | E | F | kg | m ³ | |
| 500500010 | 3 | 1000 | 632 | 220 | 1005 | 511 | 500 | 1 | 20 | 0.2 |
| 500500011 | 4 | 1000 | 632 | 220 | 1025 | 630 | 500 | 1 | 22 | 0.2 |

Pool-Side Equipment

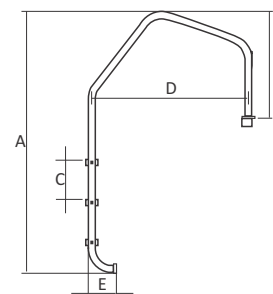
INCLINED LADDER



| CODE | | | TREADS | DIMENSIONS | | | | | | PACKING | WEIGHT | VOLUME |
|----------|-------|---------|--------|------------|-----|-----|-----|-----|-----|---------|--------|--------|
| STANDARD | LUXE | PLASTIC | | A | B | C | D | E | F | | | |
| L-301 | L-305 | L-309 | 2 | 710 | 620 | 350 | 250 | 180 | 565 | 1 | 12 | 0.057 |
| L-302 | L-306 | L-310 | 3 | 960 | 620 | 350 | 250 | 180 | 565 | 1 | 13.5 | 0.067 |
| L-303 | L-307 | L-311 | 4 | 1210 | 620 | 350 | 250 | 180 | 565 | 1 | 15 | 0.078 |
| L-304 | L-308 | L-312 | 5 | 1460 | 620 | 350 | 250 | 180 | 565 | 1 | 16.5 | 0.088 |



OVERFLOW LADDER



| CODE | | | TREADS | DIMENSIONS | | | | | PACKING | WEIGHT | VOLUME |
|----------|-------|---------|--------|------------|-----|-----|-----|-----|---------|--------|--------|
| STANDARD | LUXE | PLASTIC | | A | B | C | D | E | | | |
| L-401 | L-405 | L-409 | 2 | 696 | 610 | 250 | 957 | 200 | 1 | 14 | 0.12 |
| L-402 | L-406 | L-410 | 3 | 946 | 610 | 250 | 957 | 200 | 1 | 16 | 0.12 |
| L-403 | L-407 | L-411 | 4 | 1196 | 610 | 250 | 957 | 200 | 1 | 18 | 0.13 |
| L-404 | L-408 | L-412 | 5 | 1446 | 610 | 250 | 957 | 200 | 1 | 20 | 0.14 |



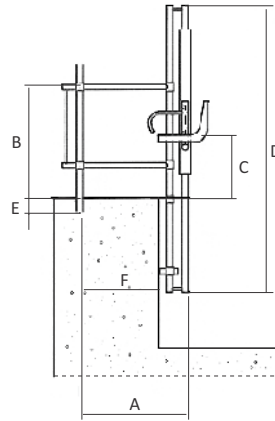
OVERFLOW GRIP

- A set of 2 grips for overflow ladders.
- Made of polished Stainless steel AISI-316.
- Supplied with gaskets, raw plugs and screws.

| CODE | ∅ | PACKING | WEIGHT | VOLUME |
|-------|----|---------|--------|----------------|
| | mm | | kg | m ³ |
| L-413 | 43 | 2 | 0.5 | 0.002 |

2- HYDRAULIC LIFTING

- Hydraulic lifting fully adjustable complete of floor anchoring.
- Elevation capacity 130kg.
- Angle of rotation of 95°
- Connection 3/8".

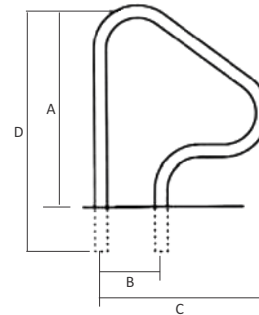


| CODE | DIMENSIONS | | | | | | PACKING WEIGHT VOLUME | | |
|-----------|------------|-----|-----|------|-----|-----|-----------------------|----------------|-----|
| | A | B | C | D | E | F | kg | m ³ | |
| 509500140 | 885 | 950 | 525 | 2415 | 120 | 660 | 1 | 25 | 0.5 |

3- HANDRAILS

HANDLE EDGES TYPE A

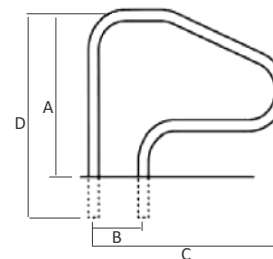
- Handrail made in stainless steel AISI 316 Ø 45mm.
- Available for flush mounting or flanged.



| CODE | MOUNTING | DIMENSIONS | | | | PACKING WEIGHT VOLUME | | |
|-----------|----------|------------|-----|-----|-----|-----------------------|----------------|------|
| | | A | B | C | D | kg | m ³ | |
| 500500320 | Flush | 817 | 203 | 762 | 885 | 1 | 5 | 0.03 |
| 500500321 | Flanged | 817 | 203 | 762 | - | 1 | 5 | 0.03 |

HANDLE EDGES TYPE B

- Handrail made in stainless steel AISI 316 Ø 45mm.
- Available for flush mounting or flanged.



| CODE | MOUNTING | DIMENSIONS | | | | PACKING WEIGHT VOLUME | | |
|-----------|----------|------------|-----|------|-----|-----------------------|----------------|------|
| | | A | B | C | D | kg | m ³ | |
| 500500325 | Flush | 872 | 203 | 1219 | 940 | 1 | 5 | 0.03 |
| 500500326 | Flanged | 872 | 203 | 1219 | - | 1 | 5 | 0.03 |

Pool-Side Equipment



HANDRAIL

- Handrail made in stainless steel AISI 316 flanged \varnothing 43mm.

| CODE | LENGTH m | PACKING | WEIGHT VOLUME | |
|-----------|-------------|---------|---------------|----------------|
| | | | kg | m ³ |
| 500500330 | 0.5 | 1 | 7 | 0.01 |
| 500500331 | 1 | 1 | 2 | 0.02 |
| 500500332 | 1.5 | 1 | 3 | 0.03 |
| 500500333 | 2 | 1 | 4 | 0.04 |
| 500500334 | 3 | 1 | 5.5 | 0.05 |



HANDRAIL WITH SUPPORTS

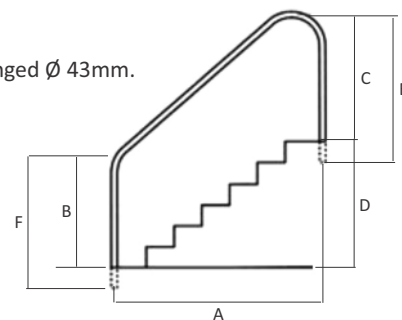
- Modular handrail made in stainless steel AISI 316 flanged. \varnothing 43mm.
- Equipped with support, joints and close cap.
- Suitable for concrete swimming pool (available on request for Liner swimming pools and panels.)

| CODE | DESCRIPTION | PACKING | WEIGHT VOLUME | |
|-----------|--|---------|---------------|----------------|
| | | | kg | m ³ |
| 500500340 | Pipe Support in INOX 316 \varnothing 43 | 1 | 0.5 | 0.001 |
| 500500341 | Pipe in INOX 316 \varnothing 43 Bar 6 mt | 1 | 6 | 0.01 |
| 500500342 | Terminal support pipe in INOX 316 \varnothing 43 | 1 | 0.5 | 0.001 |
| 500500343 | Straigh joint handrail in INOX 316 | 1 | 0.5 | 0.001 |
| 500500344 | Curve joint 90° handrail in INOX 316 | 1 | 0.5 | 0.001 |
| 500500345 | PVC black cap for handrail | 1 | 0.5 | 0.001 |
| 500500350 | Anchor for pvc to wall | 1 | 0.5 | 0.001 |



CURVED HANDRAIL TYPE A

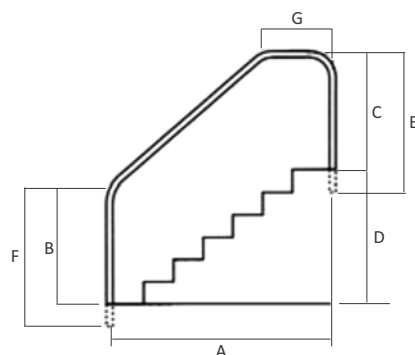
- Handrail made in stainless steel AISI 316 flanged \varnothing 43mm.
- Available for flush mounting or flanged.



| CODE | DIMENSIONS | | | | | | PACKING WEIGHT VOLUME | | |
|-----------|------------|-----|-----|------|-----|-----|-----------------------|----------------|-------|
| | A | B | C | D | E | F | kg | m ³ | |
| 500500300 | 1219 | 752 | 817 | 660 | 885 | 820 | 1 | 5 | 0.050 |
| 500500301 | 1524 | 752 | 817 | 915 | 885 | 820 | 1 | 5.5 | 0.055 |
| 500500302 | 1829 | 752 | 817 | 1169 | 885 | 820 | 1 | 6 | 0.060 |
| 500500305 | 1219 | 752 | 817 | 660 | - | - | 1 | 6.5 | 0.065 |
| 500500306 | 1524 | 752 | 817 | 915 | - | - | 1 | 7 | 0.070 |
| 500500307 | 1829 | 752 | 817 | 1169 | - | - | 1 | 7.5 | 0.075 |

CURVED HANDRAIL TYPE B

- Handrail made in stainless steel AISI 316 flanged Ø 45mm.
- Available for flush mounting or flanged.



| CODE | DIMENSIONS | | | | | | | PACKING WEIGHT VOLUME | | |
|-----------|------------|-----|-----|------|-----|-----|-----|-----------------------|----------------|-------|
| | A | B | C | D | E | F | G | kg | m ³ | |
| 500500310 | 1219 | 752 | 817 | 670 | 885 | 810 | 458 | 1 | 5 | 0.050 |
| 500500311 | 1524 | 752 | 817 | 915 | 885 | 810 | 458 | 1 | 5.5 | 0.055 |
| 500500312 | 1829 | 752 | 817 | 1169 | 885 | 810 | 458 | 1 | 6 | 0.060 |
| 500500315 | 1219 | 752 | 817 | 670 | - | - | 458 | 1 | 6.5 | 0.065 |
| 500500316 | 1524 | 752 | 817 | 915 | - | - | 458 | 1 | 7 | 0.070 |
| 500500317 | 1829 | 752 | 817 | 1169 | - | - | 458 | 1 | 7.5 | 0.075 |

4- SHOWERS

SHOWER TUNNEL

- The shower tunnel is supplied with temporized button, blowpipe and lateral nozzle.
- Material in S. Steel AISI 316L.

| CODE | DIMENSIONS | PACKING WEIGHT VOLUME | | |
|-----------|-------------|-----------------------|----------------|-----|
| | mm | kg | m ³ | |
| 500500612 | 2050 x 1200 | 1 | 50 | 0.2 |



Pool-Side Equipment

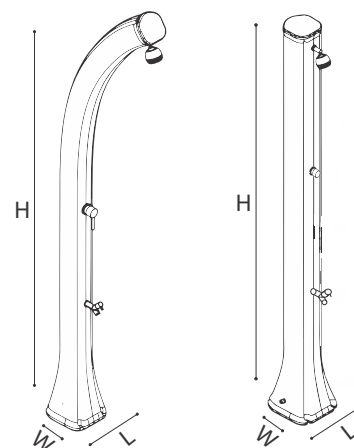
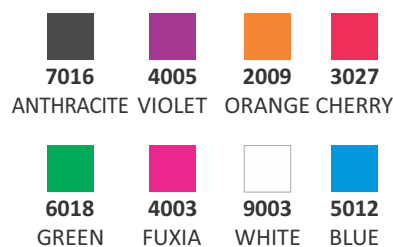
5- SOLAR HEATED SHOWERS

MODEL "HAPPY"

- With hot/cold mixer & foot washer
- Polyethylene HD body and chromed accessories



HAPPY HAPPY STRAIGHT HAPPY BIG



| CODE | DESCRIPTION | COLOR/FINISH | DIMENSIONS | | | WATER CAPACITY lt | PACKING | WEIGHT kg | VOLUME m ³ |
|-------|------------------|--------------|------------|------|------|----------------------|---------|--------------|--------------------------|
| | | | H | W | L | | | | |
| H-120 | "HAPPY" | See Chart | 215 | 21.5 | 19.5 | 23 | 1 | 8 | 0.16 |
| H-220 | "HAPPY STRAIGHT" | See Chart | 215 | 21.5 | 19.5 | 23 | 1 | 8 | 0.14 |
| H-320 | "BIG HAPPY" | See Chart | 218 | 28.5 | 25.8 | 40 | 1 | 9 | 0.18 |

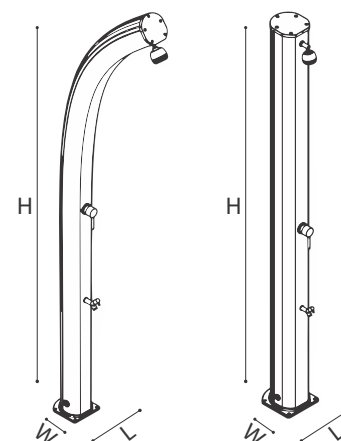

PS: for color selection, add -color code after the shower code

MODEL "JOLLY"

- With hot/cold mixer & foot washer
- Aluminium body and chromed accessories



JOLLY JOLLY STRAIGHT JOLLY BIG

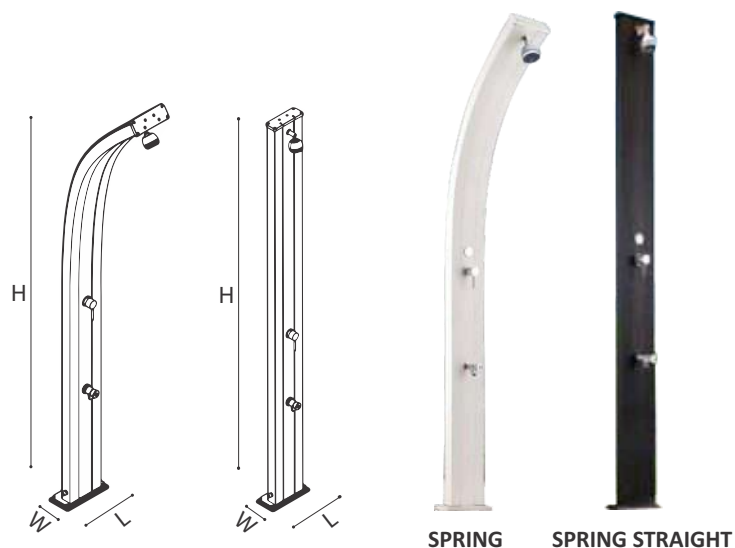



| CODE | DESCRIPTION | COLOR/FINISH | DIMENSIONS | | | WATER CAPACITY lt | PACKING | WEIGHT kg | VOLUME m ³ |
|------------|------------------|--------------------------|------------|------|------|----------------------|---------|--------------|--------------------------|
| | | | H | W | L | | | | |
| A-520 | "JOLLY" | See Chart | 228 | 16.5 | 11.5 | 25 | 1 | 15 | 0.17 |
| A-520-INOX | "JOLLY" | Inox Painting | 228 | 16.5 | 11.5 | 25 | 1 | 15 | 0.17 |
| A-520-WOOD | "JOLLY" | Painted with wooden band | 228 | 16.5 | 11.5 | 25 | 1 | 15 | 0.17 |
| A-620 | "JOLLY STRAIGHT" | See Chart | 228 | 16.5 | 11.5 | 25 | 1 | 15 | 0.14 |
| A-620-INOX | "JOLLY STRAIGHT" | Inox Painting | 228 | 16.5 | 11.5 | 25 | 1 | 15 | 0.14 |
| A-620-WOOD | "JOLLY STRAIGHT" | Painted with wooden band | 228 | 16.5 | 11.5 | 25 | 1 | 15 | 0.14 |
| A-320 | "JOLLY BIG" | See Chart | 225 | 23.3 | 21.5 | 40 | 1 | 17 | 0.14 |

PS: for color selection, add -color code after the shower code

MODEL "SPRING"

- With hot/cold mixer & foot washer
- Aluminium body and chromed accessories

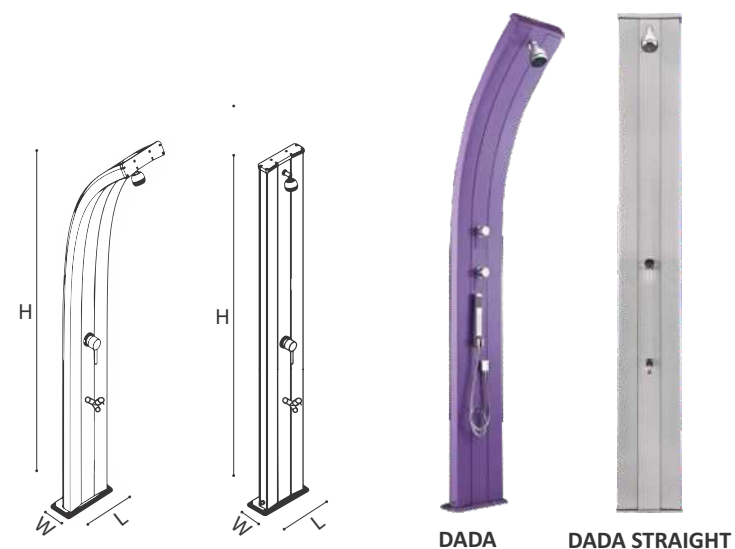



| CODE | DESCRIPTION | COLOR/FINISH | DIMENSIONS | | | WATER CAPACITY lt | PACKING | WEIGHT kg | VOLUME m ³ |
|------------|-------------------|--------------------------|------------|----|----|----------------------|---------|--------------|--------------------------|
| | | | H | W | L | | | | |
| A-120 | "SPRING" | See Chart | 228 | 12 | 26 | 30 | 1 | 21 | 0.27 |
| A-120-INOX | "SPRING" | Inox Painting | 228 | 12 | 26 | 30 | 1 | 21 | 0.27 |
| A-120-WOOD | "SPRING" | Painted with wooden band | 228 | 12 | 26 | 30 | 1 | 21 | 0.27 |
| A-220 | "SPRING STRAIGHT" | See Chart | 228 | 12 | 26 | 30 | 1 | 21 | 0.27 |
| A-220-INOX | "SPRING STRAIGHT" | Inox Painting | 228 | 12 | 26 | 30 | 1 | 21 | 0.27 |
| A-220-WOOD | "SPRING STRAIGHT" | Painted with wooden band | 228 | 12 | 26 | 30 | 1 | 21 | 0.27 |

PS: for color selection, add -color code after the shower code

MODEL "DADA"

- With hot/cold mixer & foot washer
- Aluminium body and chromed accessories



| CODE | DESCRIPTION | COLOR/FINISH | DIMENSIONS | | | WATER CAPACITY lt | PACKING | WEIGHT kg | VOLUME m ³ |
|------------|-----------------|--------------------------|------------|----|----|----------------------|---------|--------------|--------------------------|
| | | | H | W | L | | | | |
| D-320 | "DADA" | See Chart | 225 | 14 | 34 | 40 | 1 | 22 | 0.34 |
| D-320-INOX | "DADA" | Inox Painting | 225 | 14 | 34 | 40 | 1 | 22 | 0.34 |
| D-320-WOOD | "DADA" | Painted with wooden band | 225 | 14 | 34 | 40 | 1 | 22 | 0.34 |
| D-420 | "DADA STRAIGHT" | See Chart | 225 | 14 | 34 | 40 | 1 | 21 | 0.17 |
| D-420-INOX | "DADA STRAIGHT" | Inox Painting | 225 | 14 | 34 | 40 | 1 | 21 | 0.17 |
| D-420-WOOD | "DADA STRAIGHT" | Painted with wooden band | 225 | 14 | 34 | 40 | 1 | 21 | 0.17 |

PS: for color selection, add -color code after the shower code









Pool-Side Equipment

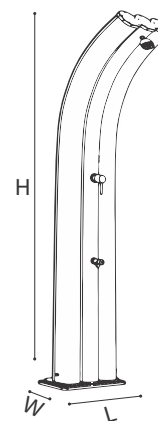


ENERGY PRO

MODEL "ENERGY PRO"

- With hot/cold mixer & foot washer
- Aluminium body and chromed accessories

| | | | |
|---|---|--|---|
|  |  |  |  |
| 7016 | 4005 | 2009 | 3027 |
| ANTHRACITE | VIOLET | ORANGE | CHERRY |
|  |  |  |  |
| 6018 | 4003 | 9003 | 5012 |
| GREEN | FUXIA | WHITE | BLUE |



| CODE | DESCRIPTION | COLOR/FINISH | DIMENSIONS | | | WATER CAPACITY lt | PACKING | WEIGHT kg | VOLUME m ³ |
|--------------|--------------|--------------|------------|----|----|----------------------|---------|--------------|--------------------------|
| | | | H | W | L | | | | |
| A-920 | "ENERGY PRO" | See Chart | 235 | 18 | 42 | 75 | 1 | 36 | 0.50 |









PS: for color selection, add -color code after the shower code

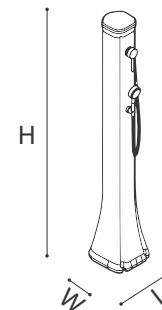


HAPPY GO

MODEL "HAPPY GO"

- With hot/cold mixer & foot washer
- Polyethylene HD body and chromed accessories

| | | | |
|---|---|--|---|
|  |  |  |  |
| 7016 | 4005 | 2009 | 3027 |
| ANTHRACITE | VIOLET | ORANGE | CHERRY |
|  |  |  |  |
| 6018 | 4003 | 9003 | 5012 |
| GREEN | FUXIA | WHITE | BLUE |



| CODE | DESCRIPTION | COLOR/FINISH | DIMENSIONS | | | WATER CAPACITY lt | PACKING | WEIGHT kg | VOLUME m ³ |
|---------------|-------------|--------------|------------|------|----|----------------------|---------|--------------|--------------------------|
| | | | H | W | L | | | | |
| HG-140 | "HAPPY GO" | See Chart | 120 | 29.5 | 27 | 20 | 1 | 4 | 0.11 |









PS: for color selection, add -color code after the shower code

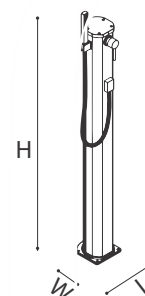


JOLLY GO

MODEL "JOLLY GO"

- With hot/cold mixer & foot washer
- Aluminium body and chromed accessories

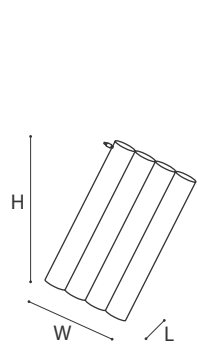
| | | | |
|---|---|--|---|
|  |  |  |  |
| 7016 | 4005 | 2009 | 3027 |
| ANTHRACITE | VIOLET | ORANGE | CHERRY |
|  |  |  |  |
| 6018 | 4003 | 9003 | 5012 |
| GREEN | FUXIA | WHITE | BLUE |



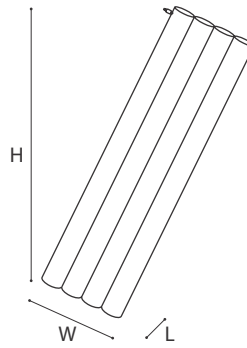
| CODE | DESCRIPTION | COLOR/FINISH | DIMENSIONS | | | WATER CAPACITY lt | PACKING | WEIGHT kg | VOLUME m ³ |
|---------------|-------------|--------------|------------|------|------|----------------------|---------|--------------|--------------------------|
| | | | H | W | L | | | | |
| JG-140 | "HAPPY GO" | See Chart | 120 | 16.5 | 15.5 | 20 | 1 | 10 | 0.07 |

PS: for color selection, add -color code after the shower code

ACCESSORIES FOR SOLAR SHOWERS



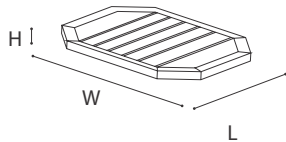
C-50



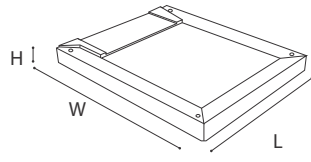
C-100



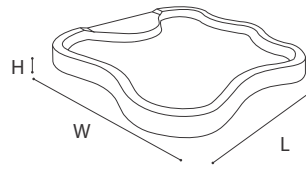
Solar Collector



D-100



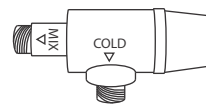
D-105 - D-106



D-108



Shower Base



D-140



Anti Scald Valve

| CODE | DESCRIPTION | DIMENSIONS | | | WATER CAPACITY lt | PACKING | WEIGHT kg | VOLUME m ³ |
|--------------|---|------------|-----|-----|----------------------|---------|--------------|--------------------------|
| | | H | W | L | | | | |
| C-50 | Solar Collector 50ltr | 125 | 1 | 36 | 50 | 1 | 16 | 0.08 |
| C-100 | Solar Collector 100ltr | 250 | 12 | 36 | 100 | 1 | 30 | 0.14 |
| D-100 | Shower base for all models | 4 | 95 | 70 | | 1 | 5 | 0.03 |
| D-105 | Shower base for "DADA", "DADA S" & "ENERGY PRO" | 6 | 100 | 80 | | 1 | 5 | 0.06 |
| D-106 | Shower base for "SPRING" and "SPRING S" | 8 | 100 | 80 | | 1 | 7 | 0.08 |
| D-108 | Shower base for "HAPPY", "HAPPY S", "HAPPY BIG", "JOLLY", "JOLLY STRAIGHT", & "JOLLY BIG S" | 8 | 100 | 100 | | 1 | 7 | 0.08 |
| D-140 | Anti-scald valve1 | | | | | 1 | 0.25 | 0.00 |

Pool-Side Equipment



SHOWER PLATE

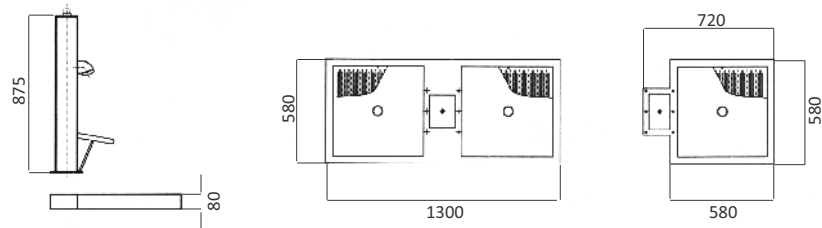
- Shower plate for public implant, made in reinforced fiber glass, internal non-slip finish.

| CODE | DESCRIPTION | PACKING | WEIGHT | VOLUME |
|--------|--|---------|--------|----------------|
| | | | kg | m ³ |
| SH-110 | Fiberglass Shower plate 80 x 80 h 13 mm | 1 | | |
| SH-111 | Fiberglass Shower plate 92 x 92 h 20 mm | 1 | | |
| SH-112 | Drilling of Shower plate with outlet drain | 1 | | |



5- FOOT WASH COLUMN & BASE

- Made of AISI-316 stainless steel.
- The whole has mirror finish.
- Complete with timer tap.



| CODE | DESCRIPTION | PACKING | WEIGHT | VOLUME |
|--------|---------------------|---------|--------|----------------|
| | | | kg | m ³ |
| SH-106 | Single Column | 1 | | |
| SH-107 | Double Column | 1 | | |
| SH-108 | Single Support Base | 1 | | |
| SH-109 | Double Support Base | 1 | | |



6- HYDROBIKE

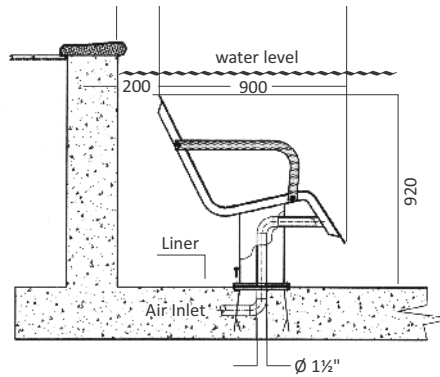
- Hydrobike for fitness center and aquagym activities.
- Construction topology for professional use.
- Made in stainless steel AISI 316L, saddle and handlebar adjustable vertically and horizontally (only vertical adjustment for mod. easy).
- Adjustment of the resistance exertions in three levels (only professional)

| CODE | DESCRIPTION | WATER DEPTH | PACKING | WEIGHT | VOLUME |
|-----------|-----------------------------|--------------|---------|--------|----------------|
| | | mm | | kg | m ³ |
| 600600080 | Hydrobike EASY line | 1100 to 1450 | 1 | | |
| 600600081 | Hydrobike Professional line | 1100 to 1700 | 1 | | |

7- HYDRO MASSAGE CHAIRS

HYDRO MASSAGE ARM-CHAIR

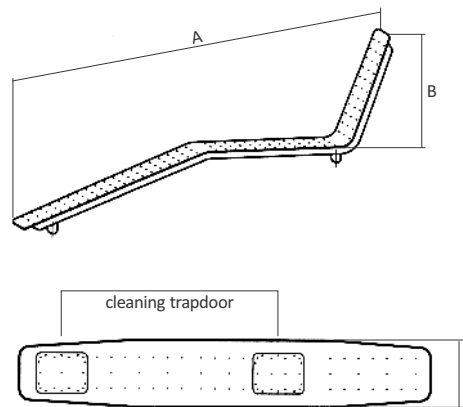
- Hydro massage arm-chair made of shiny finished stainless steel.
- To column (without masonry) 400 mm.
- For concrete or liner pools.
- We recomend to install 2.2KW air blowers




| POOL | CODE | PACKING WEIGHT VOLUME | |
|----------|---------|-----------------------|----------------|
| | | kg | m ³ |
| Concrete | CH-01 | 1 | |
| Liner | CH-01-L | 1 | |

HYDRO MASSAGE BED

- Hydro massage bed made of shiny finished stainless steel AISI 316L.
- Bed available in two types (Tight or Wide).
- With inspection opening.
- For concrete.
- We recomend to install 2.2KW air blowers



| CODE | DESCRIPTION | DIMENSIONS | | | PACKING WEIGHT | VOLUME |
|-------|-------------------------|------------|-----|-----|----------------|--------|
| | | A | B | C | | |
| CH-02 | Tight bed standard | 1400 | 400 | 280 | 1 | |
| CH-03 | Wide bed standard | 1400 | 400 | 400 | 1 | |
| CH-04 | Tight bed with headrest | 1400 | 400 | 280 | 1 | |
| CH-05 | Wide bed with headrest | 1400 | 400 | 400 | 1 | |

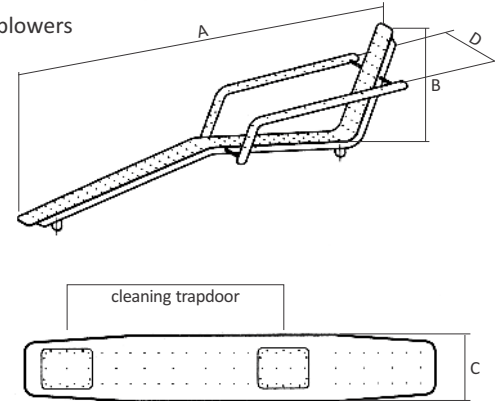


Pool-Side Equipment



HYDRO MASSAGE BED WITH HANDRAIL

- Hydro massage bed with handrail made of shiny finished stainless steel AISI 316L.
- Bed available in two types (Tight or Wide).
- With inspection opening.
- For concrete.
- We recomend to install 2.2KW air blowers

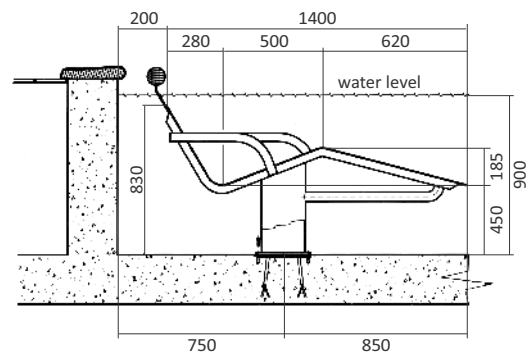


| CODE | DESCRIPTION | DIMENSIONS | | | | PACKING | WEIGHT | VOLUME |
|-------|--------------------------------------|------------|-----|-----|-----|---------|--------|--------|
| | | A | B | C | D | | | |
| CH-06 | Tight bed with handrail | 1400 | 400 | 280 | 600 | 1 | | |
| CH-07 | Wide bed with handrail | 1400 | 400 | 400 | 600 | 1 | | |
| CH-08 | Tight bed with handrail and headrest | 1400 | 400 | 280 | 600 | 1 | | |
| CH-09 | Wide bed with handrail and headrest | 1400 | 400 | 400 | 600 | 1 | | |



COLUMN HYDRO MASSAGE BED WITH HANDRAIL

- Column hydro massage bed with handrail made of shiny finished stainless steel AISI 316L.
- For concrete or liner pools.
- We recomend to install 2.2KW air blowers



| POOL | CODE | PACKING | WEIGHT | VOLUME |
|----------|---------|---------|--------|--------|
| | | | | |
| Concrete | CH-10 | 1 | | |
| Liner | CH-10-L | 1 | | |

FLOATING CHAIR

- Arm rests are hollow boxes made of polyethylene to make the chair float.
- The webbing made from polypropylene.

| CODE | PACKING WEIGHT VOLUME | |
|-------|-----------------------|----------------|
| | kg | m ³ |
| CH-11 | 1 | |

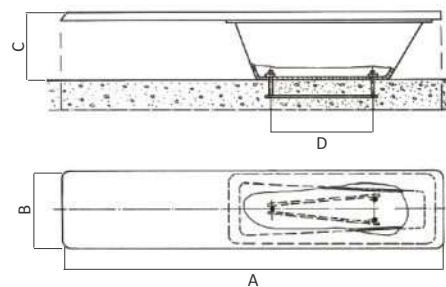


8- DIVING BOARDS

FLEXIBLE DIVING BOARD

- Board and base made of polyester and fiberglass board.
- Non-slip board surface.

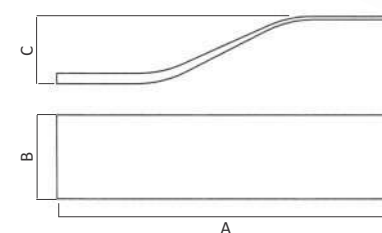
| CODE | DIMENSIONS | | | | PACKING WEIGHT VOLUME | |
|-------|------------|-----|-----|-----|-----------------------|----------------|
| | A | B | C | D | kg | m ³ |
| DB-01 | 1800 | 410 | 350 | 320 | 1 | |
| DB-02 | 2000 | 410 | 350 | 530 | 1 | |
| DB-03 | 2400 | 410 | 350 | 530 | 1 | |



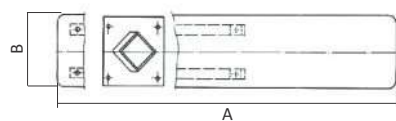
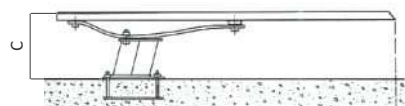
POOL SPRING BOARD

- Polyester and fiberglass board.
- Anchoring unit for deck-mounting.

| CODE | DIMENSIONS | | | PACKING WEIGHT VOLUME | |
|-------|------------|-----|-----|-----------------------|----------------|
| | A | B | C | kg | m ³ |
| DB-04 | 1600 | 400 | 320 | 1 | |



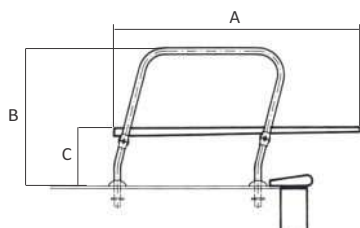
Pool-Side Equipment



STAINLESS STEEL DIVING BOARD

- Polyester and fiberglass board.
- Bases material: In stainless steel construction.
- Non-slip board surface.

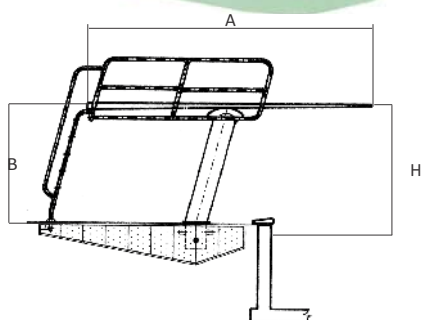
| CODE | DIMENSIONS | | | PACKING | WEIGHT | VOLUME |
|-------|------------|-----|-----|---------|--------|--------|
| | A | B | C | | | |
| DB-05 | 2400 | 410 | 310 | 1 | | |



ROMA DIVING BOARD

- Height from water level 0.60 m.
- Complete with board, handrails and AISI-304-V2A stainless steel install kit.

| CODE | DIMENSIONS | | | PACKING | WEIGHT | VOLUME |
|-------|------------|------|-----|---------|--------|--------|
| | A | B | C | | | |
| DB-06 | 1850 | 1030 | 450 | 1 | | |
| DB-07 | 2400 | 1030 | 450 | 1 | | |



STAINLESS STEEL DIVING BOARD FOR PUBLIC POOLS MODEL "HX"

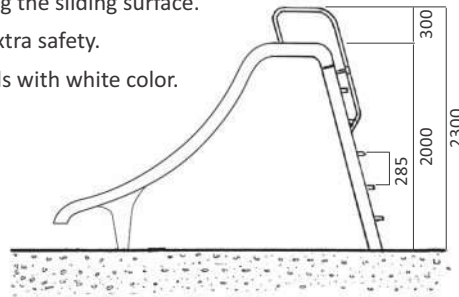
- With AISI 316/L - V4A Stainless Steel column
- AISI 304-V2A Stainless Steel ladder, hand-rail
- Stainless Steel adjustable fulcrum and De Luxe board mt 4.30 / 4.90

| CODE | DIMENSIONS | | | PACKING | WEIGHT | VOLUME |
|-------|------------|------|------|---------|--------|--------|
| | A | B | H | | | |
| 08401 | 430 | 850 | 1000 | 1 | | |
| 08402 | 490 | 1850 | 2000 | 1 | | |
| 08403 | 490 | 2850 | 3000 | 1 | | |

9- SLIDES

STRAIGHT POOL SLIDE

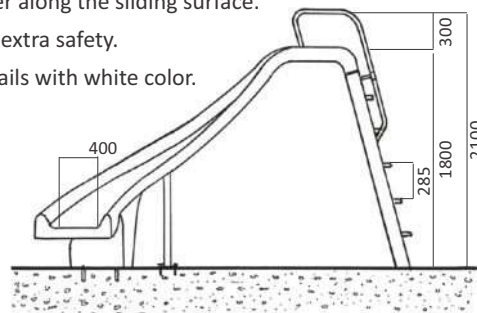
- Polyester and fiberglass material.
- Anti-slipping step surface.
- Support base underneath the sliding-surface-part (slide-body).
- Water nozzles supplying water along the sliding surface.
- Tall side ramps aside the slide for extra safety.
- Aluminium, epoxic painted handrails with white color.



| CODE | HEIGHT mm | PACKING | WEIGHT kg | VOLUME m ³ |
|-------|--------------|---------|--------------|--------------------------|
| SL-01 | 2000 | 1 | 75 | 1.36 |

CURVED POOL SLIDE

- Polyester and fiberglass material.
- Anti-slipping step surface.
- Support base underneath the sliding-surface-part (slide-body).
- Two water nozzles supplying water along the sliding surface.
- Tall side ramps aside the slide for extra safety.
- Aluminium, epoxic painted handrails with white color.



| CODE | DESCRIPTION | HEIGHT mm | PACKING | WEIGHT kg | VOLUME m ³ |
|-------|--------------------------|--------------|---------|--------------|--------------------------|
| SL-02 | Right hand curved design | 1800 | 1 | 83 | 2.9 |
| SL-03 | Left hand curved design | 1800 | 1 | 83 | 2.9 |

FROG SLIDE

- A friendly and welcoming slide and a big attraction for children.
- Made from GRP, can be placed in the wading pool or on the pool deck.
- Does not require water.

| CODE | WIDTH m | DEPTH m | HEIGHT m | PACKING | WEIGHT kg | VOLUME m ³ |
|-------|------------|------------|-------------|---------|--------------|--------------------------|
| SL-04 | 2.8 | 3.8 | 1.9 | 1 | 260 | 12.86 |



Pool-Side Equipment

10- WATER FALL FOUNTAINS

STAINLESS STEEL FOUNTAIN "MUSHROOM"

- Made of AISI 316 stainless steel, with metallic silver stoved paint finish.



| CODE | HEIGHT m | Ø mm | PACKING WEIGHT kg | VOLUME m ³ |
|-------|-------------|---------|----------------------|--------------------------|
| F-264 | 0.8 | 114 | 1 | |
| F-265 | 1 | 140 | 1 | |
| F-266 | 1.2 | 168 | 1 | |
| F-267 | 1.6 | 220 | 1 | |
| F-268 | 2 | 273 | 1 | |
| F-269 | 2.4 | 273 | 1 | |

STAINLESS STEEL FOUNTAIN "FALL"

- Made of AISI 316 stainless steel.
- Colors on request: Silver/Metallic Blue , Pearl White.



| CODE | JET WIDTH mm | PACKING WEIGHT kg | VOLUME m ³ |
|-------|-----------------|----------------------|--------------------------|
| F-270 | 300 | 1 | |
| F-271 | 400 | 1 | |
| F-272 | 600 | 1 | |

STAINLESS STEEL FOUNTAIN "COBRA"

- Made of AISI 316 stainless steel.
- Colors on request: Silver/Metallic Blue , Pearl White.



| CODE | JET WIDTH mm | PACKING WEIGHT kg | VOLUME m ³ |
|-------|-----------------|----------------------|--------------------------|
| F-273 | 300 | 1 | |
| F-274 | 400 | 1 | |
| F-275 | 650 | 1 | |
| F-276 | 800 | 1 | |

STAINLESS STEEL FOUNTAIN "SUNFLOWER"

- Made of AISI 316 stainless steel, with metallic silver stoved paint finish.



| CODE | DESCRIPTION | Ø mm | PACKING WEIGHT kg | VOLUME m ³ |
|-------|---------------------|---------|----------------------|--------------------------|
| F-277 | With Diffuser Ø 168 | 76 | 1 | |
| F-278 | With Diffuser Ø 220 | 89 | 1 | |

STAINLESS STEEL FOUNTAIN "HERON"

- Made of AISI 316 stainless steel.
- Colors on request: Silver/Metallic Blue , Pearl White.



| CODE | DESCRIPTION | Ø mm | PACKING WEIGHT VOLUME | |
|-------|-----------------------|---------|-----------------------|----------------|
| | | | kg | m ³ |
| F-279 | With Nozzle Ø 27 - 33 | 76 | 1 | |
| F-280 | With Nozzle Ø 33 - 48 | 89 | 1 | |
| F-281 | Fan Outlet AV-200mm | 76 | 1 | |
| F-282 | Fan Outlet AV-300mm | 89 | 1 | |

ROCK FOUNTAIN

- An attractive three-tier fountain in rock shape works off the discharge water from return line wall fitting.
- The spray height can be controlled to display a single, double or triple tier cascade of water from a mere trickle, up to a 16 foot spray.
- Enhances the pool area with a unique water show, while improving the quality of the pool water, through aeration of the pool's water



| CODE | PACKING WEIGHT VOLUME | | |
|-------|-----------------------|----------------|------|
| | kg | m ³ | |
| F-283 | 1 | 3 | 0.01 |

GRECIAN FOUNTAIN

- An attractive three-tier fountain works off the discharge water from return line wall fitting.
- The spray height can be controlled to display a single, double or triple tier cascade of water from a mere trickle, up to a 16 foot spray.
- Enhances the pool area with a unique water show, while improving the quality of the pool water, through aeration of the pool's water.



| CODE | PACKING WEIGHT VOLUME | | |
|-------|-----------------------|----------------|------|
| | kg | m ³ | |
| F-284 | 1 | 3 | 0.01 |

FLOWER FOUNTAIN

- The spray of water can be controlled from a mere trickle, up to a 16 foot spray.
- Enhances the pool area with a unique water show, while improving the quality of the pool water, through aeration of the pool's water.

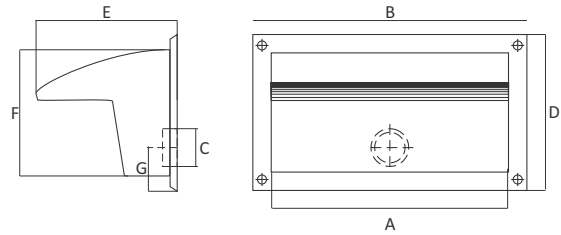


| CODE | PACKING WEIGHT VOLUME | | |
|-------|-----------------------|----------------|------|
| | kg | m ³ | |
| F-285 | 1 | 2 | 0.01 |

Pool-Side Equipment

“FALL” WALL FOUNTAIN

- Shiny finish.



| CODE | JET WIDTH mm | RANGE m ³ /h | DIMENSIONS | | | | | | | PACKING WEIGHT VOLUME | |
|-------|-----------------|----------------------------|------------|------|---------|-----|-----|-----|----|-----------------------|----------------|
| | | | A | B | C | D | E | F | G | kg | m ³ |
| F-290 | 300 | 15 | 300 | 380 | 1½" | 330 | 275 | 250 | 85 | 1 | |
| F-291 | 500 | 20 | 500 | 580 | 2" | 330 | 275 | 250 | 85 | 1 | |
| F-292 | 750 | 30 | 750 | 830 | 2 x 1½" | 330 | 275 | 250 | 85 | 1 | |
| F-293 | 1000 | 40 | 1000 | 1080 | 2 x 1½" | 330 | 275 | 250 | 85 | 1 | |
| F-294 | 1250 | 50 | 1250 | 1330 | 2 x 2" | 330 | 275 | 250 | 85 | 1 | |

11- WATER FALL GAMES

WATER POLE

- Water flows up the central pole and down the radial arms.
- Tippy-turvy buckets of 7 L fill with water and spill over in an active water feature full of color and surprise.
- Optionally mounted with a clock for added functionality.



| CODE | ∅ mm | WATER FLOW lt | HEIGHT m | PACKING WEIGHT kg | VOLUME m ³ |
|-------|---------|------------------|-------------|----------------------|--------------------------|
| F-413 | 250 | 1.5 | 3 | 1 | 0.5 |

RAINDOME

- Fabricated from GRP to provide an exuberant water curtain feature for recreation pools.
- Water flows up the central stem and then over the surface to provide an all-round curtain.
- Available in 3 different diameters.



| CODE | ∅ mm | HEIGHT m | PACKING WEIGHT kg | VOLUME m ³ |
|-------|---------|-------------|----------------------|--------------------------|
| F-414 | 1200 | 2.1 | 1 | 0.45 |
| F-415 | 1600 | 2.1 | 1 | 0.7 |
| F-416 | 2000 | 2.1 | 1 | 1.2 |

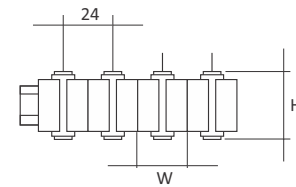
12- OVERFLOW GRATING

OVERFLOW GRATING

- Made of high quality, UV resistant materials.
- Modular grating for curves.
- The individual gratings are joined forming a continuous flexible run.
- 1m = 45 pcs

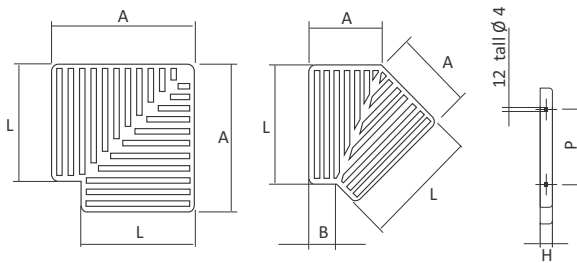


| CODE | DIMENSIONS | | PACKING WEIGHT | VOLUME | |
|--------|------------|----|----------------|--------|----------------|
| | W | H | | kg | m ³ |
| GR-101 | 195 | 22 | 470 | 13.6 | 0.080 |
| GR-102 | 195 | 35 | 450 | 14.3 | 0.080 |
| GR-103 | 245 | 22 | 320 | 15.8 | 0.080 |
| GR-104 | 245 | 35 | 300 | 16.5 | 0.080 |



OVERFLOW GRATING ANGLE

- 45° and 90° angles made of polyester and fiberglass.



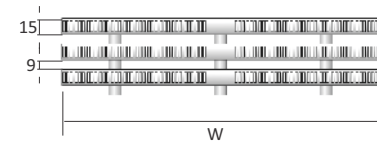
| CODE | DESCRIPTION | DIMENSIONS | | | | | PACKING WEIGHT VOLUME | | |
|----------|--|------------|----|----|-----|-----|-----------------------|----------------|-------|
| | | A | B | H | L | P | kg | m ³ | |
| GR-90-01 | OVERFLOW GRATING ANGLE 90° 245 X 35 mm | 295 | - | 35 | 245 | 127 | 4 | 4.1 | 0.014 |
| GR-90-02 | OVERFLOW GRATING ANGLE 90° 245 X 22 mm | 295 | - | 22 | 245 | 127 | 4 | 3.6 | 0.009 |
| GR-90-03 | OVERFLOW GRATING ANGLE 90° 195 X 35 mm | 245 | - | 35 | 195 | 127 | 4 | 2.4 | 0.009 |
| GR-90-04 | OVERFLOW GRATING ANGLE 90° 195 X 22 mm | 245 | - | 22 | 195 | 127 | 4 | 2.2 | 0.006 |
| GR-45-01 | OVERFLOW GRATING ANGLE 45° 245 X 35 mm | 150 | 50 | 35 | 245 | 127 | 4 | 3.2 | 0.009 |
| GR-45-02 | OVERFLOW GRATING ANGLE 45° 245 X 22 mm | 150 | 50 | 22 | 245 | 127 | 4 | 2.8 | 0.009 |
| GR-45-03 | OVERFLOW GRATING ANGLE 45° 195 X 35 mm | 130 | 50 | 35 | 195 | 127 | 4 | 2.0 | 0.006 |
| GR-45-04 | OVERFLOW GRATING ANGLE 45° 195 X 22 mm | 130 | 50 | 22 | 195 | 127 | 4 | 1.9 | 0.006 |

Pool-Side Equipment



TRANSGRATE

- Designed for Olympic pools.
- Molded from engineering plastics.
- Designed for ease of installation and maximum flexibility.
- Available in a standard width of 250, 300, 350 mm.
can be cut to custom sizes at request.



| CODE | W mm | PACKING m | WEIGHT kg | VOLUME m ³ |
|--------|---------|--------------|--------------|--------------------------|
| GR-112 | 250 | 8 | 15 | 0.01 |
| GR-113 | 300 | 8 | 16 | 0.01 |
| GR-114 | 350 | 8 | 17 | 0.15 |



GRATING SUPPORT

- Made in plastic.
- Suitable for 22, 24 and 35 mm high grating.
- Supplied in 2 m length.
- Inside measurement 24 x 37 mm.

| CODE | PACKING | WEIGHT kg | VOLUME m ³ |
|--------|---------|--------------|--------------------------|
| GR-119 | 25 | 13.2 | 0.033 |

AQUA

